


































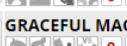














Geegeez Gold Racecards & Form Tools User Guide v2.91

Last updated: 24th March 2026

Goodwood

13:10 13:45 14:15 14:45 15:15 15:45 16:20 16:55

13:45 Saint Clair Oak Tree Stakes (Group 3) (Fillies & Mares) (1) 3yo+

Winner: £28355.00 Class: 1 Distance: 7f Runners: 12 Going: Good													
CARD	RESULT	FULL FORM	PROFILER	INSTANT EXPERT	PACE	DRAW	ODDS						
#	Dr	Form	Horse	Age	Wgt	Trainer	Jockey	OR	RPR	TS	SR	Odds	
1	11	1-7250	 AGINCOURT  5	5	9-3	D O'Meara 	Ryan Moore  CS	109	124	90	86	18/1	
2	4	16596-	 ANNA NERIUM  CD 308	5	9-3	R Hannon 	Pat Dobbs 	105	121	89	95	40/1	
3	9	10-292	 BREATHKING LOOK  D 12	5	9-3	S C Williams 	Jim Crowley  30 C1 CS	108	125	105	100	13/2	
4	3	621-18	 INVITATIONAL  D 45	4	9-3	R Varian 	Andrea Atzeni  14	98	113	86	87	18/1	
5	1	512-64	 ONE MASTER  D 21	6	9-3	W Haggas  14 30 CS	Tom Marquand 	114	128	93	93	6/4	
6	2	118-26	 WASMYA  t2 D 45	4	9-3	F Graffard 	James Doyle 	101	117	98	87	16/1	
7	12	12-91	 VALERIA MESSALINA  D 19	3	8-13	Mrs J Harrington 	Frankie Dettori  14 CS	102	114	93	95	11/1	
8	7	1-131	 ALTHIQA  w3 D 19	3	8-10	C Appleby  14 30 C1 CS	William Buick  30 C1 CS	102	118	91	92	11/2	
9	10	125-08	 BOOMER  CD 36	3	8-10	T Dascombe  30	Richard Kingscote 	104	122	78	89	40/1	
11	5	212-04	 GRACEFUL MAGIC  ↑1 13	3	8-10	Eve Johnson Houghton 	Charles Bishop  14	95	113	75	84	100/1	
12	8	3319-0	 SHADN  42	3	8-10	A Balding 	Oisín Murphy 	105	121	99	96	40/1	
13	6	41-616	 UNDER THE STARS  D 21	3	8-10	J Tate 	P J McDonald  14 CS	106	122	94	86	17/2	

Don't have access to the most cutting-edge form tools in UK today? [Claim your trial here](#)

Disclaimer

Here at geegeez.co.uk, we understand that gambling can become an addiction that can cause great harm if not controlled.

Despite the excellent insights provided from the Geegeez Gold form tools and reports, we respectfully remind you that you should only ever bet with an amount of money that you can afford to lose.

The information provided in this report, and on site at geegeez.co.uk, is for information and entertainment purposes only, and the authors will not be held liable for any inaccuracy, or for any loss which may be incurred.

For help with regard to a gambling addiction, or more information on the subject, please visit:

www.gamcare.org.uk



Contents

Geegeez Gold Racecards & Form Tools User Guide v2.91	1
Disclaimer.....	2
Updates and Revisions.....	7
Introduction	11
'My Geegeez' page	12
'My Geegeez' Overview	12
Tracker / Racecard Options.....	13
Tracker Options.....	13
Racecard Options	14
Tracker Emails.....	15
My Notes & Ratings	16
Racecards Home Page	17
Going Change	18
Compact Race Cards Menu	19
Racecards Menu by Race Time	19
Racecards Menu Filters.....	19
'My Races'	20
Race Card Overview	22
The 'CARD' Tab.....	23
Icons	24
Additional Information on 'Card' Tab	31
'FULL FORM' Tab.....	37
Full Form: Enhanced Chart.....	40
Full Form: Draw and Run Style Columns.....	41
Full Form: Layoff bars.....	42
Full Form: Proximity Form.....	43
Full Form: Additional Ratings	44
Full Form: Column Sortation	44
Full Form: Surface Filter	45
'PROFILER' Tab	46
Profiler Upgrades	47
'INSTANT EXPERT' Tab	49
Instant Expert Upgrades	52
Instant Expert for Trainers, Jockeys & Sires.....	53
Instant Expert Inline Form	54

Don't have access to the most cutting-edge form tools in UK today? [Claim your trial here](#)

'The Shortlist' on Instant Expert	54
'PACE' Tab	55
What is pace, and why use it?	55
The Pace Analysis tool: Data View	57
Pace Analysis Tool: Graphic View	58
Pace Analysis Tool: Heat Map View	59
Pace Analysis Tool Filters	60
Pace Map: Data Flexibility.....	60
Pace Map: Course Map link	60
'DRAW' Tab	61
Draw / Pace Combinations.....	65
'Last 5 Years' option.....	66
'ODDS' Tab	67
Each Way Terms.....	67
Odds History.....	68
'TRENDS' Tab.....	70
Results	71
Betfair Data	74
Sectional Timing	75
Sectional Terminology.....	75
Sectionals on Cards inline	77
Sectionals on Full Form	78
Sectionals on Full Result	80
Full Result Sectional Charts.....	82
Sectional Upgrades	84
User Ratings and Notes	85
Ratings Setup	85
My Ratings Settings.....	85
Adding Notes and Ratings.....	86
Adding Notes.....	86
Adding Ratings	87
Viewing Notes and Ratings	87
Exporting Notes and Ratings.....	88
Reports	89
'A to Z' Report.....	90
'Class Move' Report	91

Don't have access to the most cutting-edge form tools in UK today? [Claim your trial here](#)

'The Shortlist' Report	93
'Hot Form' Report	95
'Horses For Courses' Report	96
'Head To Head' Report.....	97
'Best of Instant Expert' Report.....	98
'Trainer Statistics' Reports	99
'Jockey Statistics' Report.....	100
'Trainer/Jockey Combination' Report.....	101
'Trainer Handicap First Run [Code]' Report.....	102
'Trainer Change' Report.....	103
'Trainer 2yo First Start' Report	104
'Sire Snippets' Report.....	105
'Trainer Snippets' Report	107
Trainer Snippets Filters: Important Note.....	108
'Fast Finishers' Report.....	109
'Trainer 1 st Time Headgear / Surgery' Report.....	110
Report Filters.....	111
Handicap Filter	112
Clear and Show/Hide Inline Buttons.....	113
Report Angles.....	114
Report Angles Overview.....	114
Parameters.....	115
My Report Angles Settings Page	116
My Report Angles Screen.....	117
Report Angles: Racecard View	118
QT Angles Report	119
Reports: Additional Functionality	121
Export to CSV	121
View Historical Performance	122
The Geegeez Tracker.....	123
Tracker and the Search box	123
Tracker and the Racecards.....	124
The Tracker Page.....	125
Tracker Notes.....	126
Tracker Bulk Removal	126
Tools	128

Don't have access to the most cutting-edge form tools in UK today? [Claim your trial here](#)

Draw Analyser	128
Pace Analyser	130
Bet Tracker	131
Entering Bets	131
Enhanced Place Terms	132
Duplicating Selections	132
Bet Tracker Page	133
Bet Finder	136
Layout	136
The Filters	137
Query Tool	139
Overview	139
Input Area	139
Dates Group	140
Race Group	140
Runner Group	141
'Generate' and 'Reset'	142
'Group By'	142
Hide / Show Variables	142
Full List of Query Tool Variables	142
DATES	142
RACE	143
RUNNER	144
Output Filters	147
Query Tool Example	148
QT Angles	150
QT Angles Admin	152
A Further QT Point to Note	154
Query Tool Summary	154
Final Words	155

Updates and Revisions

0.2 - 12th June 2014 – added new report, The Shortlist

0.3 - 18th July 2014 – added ‘Then What?’ features; new results functionality; equipment to cards

0.4 – 1st September 2014 – add Speed Rating to ‘Card tab’ section

0.5 – 26th November 2014 – Major Update, including

- > My Geegeez page personalisation
- > Report Filters
- > Full Form Filter Upgrade
- > Addition of Race of the Day
- > Addition of Feature of the Day
- > Addition of Tracker Notes

0.6 – 17th March 2015 – Two new reports (Trainer Change, Handicap 1st Run [Code])

0.7 – 6th May 2015 – New report (Trainer 2yo First Run), Handicap Filter on some reports, plus minor updates:

- > 45 Day button replaces 90 Day on Hot Form report
- > Addition of Future Entries to Full Form Filter/ form popout
- > Addition of Last Official Rating / Highest Official Rating on Full Form Filter/ form popout

0.8 – 21st September 2015 – Addition of HC1/TC indicators

0.9 – 22nd March 2016 – Addition of draw tab and revised odds tab; plus Compact Cards view

1.0 – 11th May 2016 – Introduction of FFFv2, replacing Full Form Filter. Addition of Sire Snippets report. Update and refresh of entire user guide

1.1 – 5th July 2016 – Major upgrade:

- > Sire Snippets inline on card
- > Historical pace data added to pace tab
- > ‘Actual’ draw radio button added to draw tab
- > Draw Pace tables added to draw tab
- > Draw Pace Heat Map added to draw tab
- > Bet Victor added to bookmakers in odds functionality
- > Search and Tracker now includes ability to track Sires
- > Minor cosmetic tweaks and amendments

1.2 – 16th August 2016 – New report and inline content, Trainer Snippets

Don't have access to the most cutting-edge form tools in UK today? [Claim your trial here](#)

1.3 – 21st November 2016 – Addition of Race Record on horse inline icon; and addition of AGE on Full Form tab.

1.5 – 9th May 2017 – Addition of Draw Tool and Query Tool.

1.51 – 16th June 2017 – Addition of 'Clear' button to reports; addition of result filters to Query Tool; addition of 'Show/Hide Inline' button to reports; addition of 'All' and 'All Hcap' snippets to inline trainer form.

1.52 – 5th July 2017 – Addition of silks to fast results page; fix for HC1 indicators/report where trainer has multiple HC1 runners; second variable phase of Query Tool (Major Race Class, Equipment, Card/Actual Weight, Card/Actual Draw, Official Rating, Speed Rating); ability to hide/show infrequently used variables on Query Tool. Query Tool output now clickable to main form database. Variable descriptions added to User Guide.

1.53 – 21st August 2017 – Fixed issue with 'My Tracked Engagements' links on My Geegeez page; added negative trainer/jockey form indicators.

1.54 – 11th September 2017 – Added Pace Tab 'Graphic View'

1.55 – 20th September 2017 – Added equipment count to racecards

1.6 – 11th December 2017 – Major release: Report Angles. Also minor amend to Tracker maximums.

1.61 – 14th February 2018 – New Report: A to Z

1.62 – 22nd February 2018 – Added Hcap/All race filter to PACE tab

1.63 – 29th March 2018 – Added Hcap/All race filter to DRAW tab

1.64 – 25th April 2018 – Added more configuration options to Instant Expert

1.65 – 23rd May 2018 – Add Proximity Form explanation

1.66 – 12th June 2018 – Draw chart lines; Tracker notes displayed on hover over; minor bug fixes

1.7 – 25th July 2018 – Major release: New Report system, with historical data and csv export; racecard menu filters and course information links; QT Angles; hide odds option

1.71 – 5th October 2018 - Added Class Move report and indicators; added show/hide racecard elements to My Geegeez; updated Query Tool user guide content

1.72 – 13th November 2018 – Added TJ Combo 1 year to jockey inline form; major overhaul of Full Form; added odds to Report Angles report; bug fixes to search, future entries, report inline date history sort

1.73 – 22nd January 2019 – Added Pace Analyser; added Trainer/Jockey/Sire to Instant Expert; added RESET button, latest odds and official rating to Full Form

1.8 – 22nd March 2019 – Added Bet Tracker; added Racing Post and Topspeed ratings

1.81 – 27th March 2019 – Minor amends to Bet Tracker

1.9 – 24th April 2019 – Major upgrade: Added User Notes & Ratings; added Instant Expert inline; added Draw IV3; added Pace percentage

Don't have access to the most cutting-edge form tools in UK today? [Claim your trial here](#)

- 1.91 – 22nd May 2019 – Added weight for age and jockey allowance options on ratings; added ability to rate/price a race from the card; added R1/R2 ratings to inline form; added option to consider last 4, 3 or 2 runs for pace maps; removed tip league from card;
- 1.92 – 12th August 2019 – Added sortation to Full Form past performance columns
- 1.93 – 23rd September 2019 – Added note about QT Angles including odds or pace score parameters
- 2.0 – 3rd January 2020 – Major release: Added sectional timing content to Full Results, Full Form and Cards inline.
- 2.01 – 12th February 2020 – Added 'Upgrade' figure column to form; revised colour on Draw tab/Draw Analyser; Added Heat Map underlay on Pace tab
- 2.02 – 29th April 2020 – Cosmetic enhancements across the racecards; addition of future form; addition of date filter to Draw and Pace Analysers
- 2.03 – 20th May 2020 – Addition of percentage of rivals beaten (PRB) and derivations to Draw Analyser and Draw tab on racecard; cosmetic upgrade to Tracker
- 2.1 – 31st July 2020 – Cosmetic change to racecard icon design; addition of Profiler tab to racecards
- 2.11 – 7th December 2020 – Addition of PRB metrics to trainer, jockey and sire data
- 2.2 – 30th December 2020 – Additional elements (dam data, PRB, prize money, season dates) on Full Form; sire and dam clickable from breeding inline on card
- 2.3 – 25th May 2021 – Addition of mobile version of site; new reports: Fast Finishers and 1st Headgear / Surgery; Fast Results course dropdown; show/hide odds option on racecard; small changes and bug fixes
- 2.31 – 9th June 2021 – Added draw & run style columns to Card inline form; added g1,2,3 indicators on Card for recent geldings; changed colour of Odds toggle on Card; made season dropdown on Full Form contextual to previous race; some minor bug fixes
- 2.32 – 16th July 2021 – Added QT Angle Admin function
- 2.4 – 14th September 2021 – Added Bet Finder tool
- 2.41 – 8th October 2021 – Revised chart format on Full Form and added extra chart variables
- 2.5 – 30th November 2021 – Added charts to Profiler tab; added PRB to Profiler tab; moved trainer/jockey/course to bottom of Profiler tab; racecard setting option for Proximity Form; upgraded sectional charts in Full Result tab
- 2.51 – 7th December 2021 – Added 'Surface' variable to Full Form and Profiler; upgraded racecard filters menu
- 2.52 – 24th January 2022 – Added Proximity Form to inline form on card; improved options on racecard menu filters; minor upgrades/bug fixes
- 2.53 – 3rd February 2022 – Added 'My Races' functionality to racecards

2.54 – 14th April 2022 – Added Profiler inline form for ‘horse’ tab; added ‘My Races’ to race selector dropdown; added saddle cloth number to Full Form; added hover over display of notes on tracker

2.55 - 20th September 2022 - Added Fast Finisher icons and functionality to racecards

2.6 – 22nd March 2023 – Added BHA data: latest Official Rating (OR); stewards’ reports; distance amendments

2.61 – 24th May 2023 – Added BHA Performance Rating (PR); added PRB to Pace tab table and Heat Map view, and to Pace Analyser. Add ‘remember settings’ functionality across the racecard tabs.

2.7 – 28th November 2024 – Added Odds History features, and Video Replay links

2.71 – 2nd January 2025 – Added TRENDS tab to racecards

2.8 – 28th March 2025 – Major Release: Added Betfair Data (Betfair SP, Betfair Place SP, In Running High/Low)

2.82 – 28th August 2025 – Added course map links to the PACE tab.

2.83 – Added average OR to cards, and all past form lines.

2.84 – Upgrades to Query Tool

2.85 – Sectional data for ALL UK tracks; cosmetic updates to reports

2.9 – Small changes: add tracker note from racecard; each way terms on ODDS tab; Sire Snippets added to Report Angles; Shortlist score included on Instant Expert; added odds to Horses for Courses report and course dropdowns to all reports; added breeding suffix to Full Form and Profiler; added ‘last 5 years’ option to DRAW tab

2.91 – Added course characteristics and days since last run to Query Tool

Introduction

Almost since the dawn of the internet, UK horse racing fans wanting to place a bet had to rely on one of the major corporate websites for their information. But the sad reality is that innovation and progress in the racing space has been extremely slow, lagging far behind general development elsewhere.

That complacency has made it harder for punters, and – let's face it – it is not entirely accidental. After all, attheraces.com, sportinglife.com and racingpost.com all have bookmaker revenue as their primary income source.

Here at geegeez.co.uk, we believe racing fans deserve more. And better. So we've been working since 2013 to provide a credible alternative to the mainstream; and our users tell us we've achieved it, by providing the most intuitive, feature-packed UK (and Irish) race cards anywhere on the web.

This guide is a starting point for using the cards and form tools that comprise Geegeez Gold, and I hope you're excited by the possibilities revealed as you flick through it.

We continually develop the Gold provision, and we place usability and value at the forefront of everything we do.

If you have any questions or comments, please do contact us at support@summumbonum.co.uk

Right, let's get started, beginning with your 'home page', **My Geegeez**.

Best Regards,



Matt Bisogno

p.s. if you're not sure where to start, start here!

<http://www.geegeez.co.uk/welcome-read-this-first/>

'My Geegeez' page

'My Geegeez' Overview

After successfully logging into geegeez, you will be redirected to your 'My Geegeez' page. From here, you may update your profile; opt in to receive emails alerting you of tracked runners (and riders and trainers and sires); download the latest version of this guide; review your tracked engagements running today; watch video tutorials; contact the geegeez team; and logout.

MY GEEGEEZ

The screenshot shows the 'My Geegeez' user interface. At the top left, a green-bordered box contains the user's name 'Welcome Back, Matt Bisogno', their current membership level (4), and user level (Admin), along with links to 'Manage Account' and 'Manage Your Account'. A green line connects this box to a 'Logout' button in the top right corner, with the label 'Account management options / logout button'. Below this, a blue-bordered box labeled 'Help and guidance' contains a 'Help And Information' section with a 'NEW GOLD SUBSCRIBERS - READ THIS FIRST' notice, a 'User Guide' link, and 'Recent updates' for December 2020, July 2020, and May 2020. It also lists '[Very Helpful] Web TV Shows' (Setting yourself up to succeed, The Racecards One, The Reports One, The Tools One), 'The Challenge: Improve Your Betting' (a three-part exercise), a 'Forum' link, and 'Video Tutorials' (Gold Overview, Cards and Full Form Filters, Speed Ratings, Instant Expert and Pace Analysis, Pace, Draw Video, Gold Reports, Hot Form Report, Sectional Timing Data, Query Tool, Trainer Snippets Report, Tracker, Then What? and New Results Suite). A yellow-bordered box labeled 'User configurable options' contains a list of options: 'Today's Tracked Engagements (12)', 'My Tracker Options', 'Race Card Options', and 'My Notes & Ratings'. At the bottom, a black-bordered box labeled 'Contact Us' provides a link to email questions and comments, with a note to include the subscription ID. A black line connects this box to the text 'Contact / subscription details'.

Don't have access to the most cutting-edge form tools in UK today? [Claim your trial here](#)

Tracker / Racecard Options

Tracker Options

You can choose to receive emails to an email address of your choice, relating to any or all of the horses, trainers, jockeys and/or sires that you are tracking. The emails contain this information for racing the next day, or for the next five days, as you specify.

Tracker Options

▶ Today's Tracked Engagements (19)

▼ My Tracker Options

Email Address

info@geegeez.co.uk

Send emails about my tracked:

Horses Trainers Jockeys Sires

Send declarations for:

Next Day Next 5 Days

UPDATE

▶ Race Card Options

Racecard Options

In the Racecard Options section, users have a number of customization options.

Odds

Users may choose to view odds as either fractional or decimal, or to hide odds completely when viewing the cards

Hide Racecard Content

These days, Gold cards are a busy place. Most users do not use all of the features, so it is possible to hide (or re-display) almost all racecard components from this section.

Full Form

Users may select the number of rows of form to be displayed in the Full Form view of a horse, trainer, jockey, sire or dam.

Proximity Form

This box is checked when users wish to display the traffic light proximity indicator on Full Form, which indicates by how far a horse was beaten in a given race.

Instant Expert

Users may select preferred Instant Expert parameters for date range, race type, race code and displayed rating.

Ratings Display

Users may select up to five ratings to display in Full Form. The options are OR (Official Rating), RP (Racing Post Rating), TS (Topspeed), R1 (a user-generated rating), PR (BHA Performance Rating) and UP (our sectional upgrade calculation).

Bet Tracker

Users may define a default stake and whether Best Odds Guaranteed is generally taken for Bet Tracker entries.

Sectional Data

Users may turn on sectional data here, by selecting either Data or Visual rather than the default 'None' option in the Display setting.

Further, users may select whether the default display (if not 'none') shows three (OMC) or five (Call Points) sectional data points.

▼ Race Card Options

Odds Display
 Fractional Decimal Hide

Hide

<input type="checkbox"/> Tracker stars	<input type="checkbox"/> H2H	<input type="checkbox"/> Bet Tracker
<input type="checkbox"/> HC1 indicator	<input type="checkbox"/> Report Angles	<input type="checkbox"/> 'X'
<input type="checkbox"/> TC indicator	<input type="checkbox"/> QT Angles	<input type="checkbox"/> SR
<input type="checkbox"/> Class move indicators	<input checked="" type="checkbox"/> My Ratings	
<input type="checkbox"/> Trainer indicators	<input type="checkbox"/> Jockey indicators	

Full Form
Number of race form rows to display

Proximity Form On Off

Instant Expert
Date Range: All 5yr 2yr 1yr
Race Type Default: All Hcap/All (Contextual)
Race Code Default: All Codes Contextual
Rating (Overrides): SR RPR TS None
Hide Options): SR RPR TS None

Ratings
Display: OR RPR TS R1 UP PR

Bet Tracker
Default Stake: BOG

Sectionals
Display: Data Visual None
Default Sections: OMC Call Points

UPDATE

Tracker Emails

If a user has elected to receive emails, they will be sent at 7pm the evening before racing. Emails look similar to the image below.



Dear admin,

Your tracked items engaged tomorrow are:

HORSES

#	Horse	Date Time	Course	Odds
4	Elhafei	20 Feb 20 14:20	Southwell	7/1

JOCKEYS

#	Horse	Jockey	Date Time	Course	Odds
6	The Cola Kid	David Probert	20 Feb 20 14:50	Southwell	9/1
1	Zylan	Callum Rodriguez	20 Feb 20 15:50	Southwell	10/3
1	Zodiakos	Callum Rodriguez	20 Feb 20 16:20	Southwell	16/1
6	Full Intention	David Probert	20 Feb 20 18:30	Chelmsford	9/4
7	Desert Friend	David Probert	20 Feb 20 19:00	Chelmsford	9/2
4	Accomplice	David Probert	20 Feb 20 20:30	Chelmsford	11/1

TRAINERS

#	Horse	Trainer	Date Time	Course	Odds
4	Elhafei	M Appleby	20 Feb 20 14:20	Southwell	7/1
4	Adams Park	M Appleby	20 Feb 20 16:50	Southwell	10/1
3	It Must Be Faith	M Appleby	20 Feb 20 17:30	Chelmsford	4/1
2	That Is The Spirit	M Appleby	20 Feb 20 18:30	Chelmsford	11/2
9	Grandee Daisy	M Appleby	20 Feb 20 20:30	Chelmsford	10/3

SIRES

Not Selected

Odds correct at time of email generation, 19:00

Good luck!
Team Geegeez Gold

Clicking on the race date/time or meeting will take you to the race card for that entry. Where odds are hyperlinked, clicking on that link will redirect you to the bookmaker offering the best price at the time the email was sent (i.e. 7pm GMT).

Note, if none of your tracked horses, jockeys, trainers or sires have runners in the specified period (next day or next five days), no email will be generated.

If you are expecting an email but do not receive it, you should check your spam or junk folders, and whitelist tracker@data.geegeez.co.uk

Don't have access to the most cutting-edge form tools in UK today? [Claim your trial here](#)

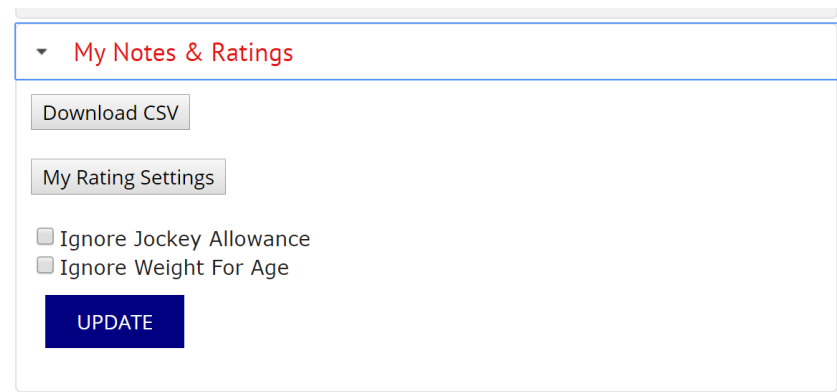
My Notes & Ratings

From here, users may download a csv file of any saved notes and/or ratings.

There is also a shortcut to the 'Ratings Settings' page, from where users may define the pounds/lengths figures for rating auto-calculation.

And users may opt to ignore the influence of the weight for age scale and/or jockey allowances. (N.B. This is not recommended)

See User Ratings section for more information.



The screenshot shows a user interface for 'My Notes & Ratings'. It features a dropdown menu with a red arrow pointing down and the text 'My Notes & Ratings'. Below the dropdown are three buttons: 'Download CSV', 'My Rating Settings', and 'UPDATE'. The 'UPDATE' button is a dark blue rectangle with white text. Below the buttons are two checkboxes: 'Ignore Jockey Allowance' and 'Ignore Weight For Age', both of which are currently unchecked.

Racecards Home Page

Clicking on racecards from the main menu at [geegeez.co.uk](http://www.geegeez.co.uk) or linking directly to <http://www.geegeez.co.uk/race-cards/> brings up the day's racecards. If you are a Gold subscriber, you will also see some additional features, which are explained below.

Racecards - Today's Racing

Mon 7 Dec Tue 8 Dec Wed 9 Dec Thu 10 Dec Fri 11 Dec **Tracker (53)** Search... Go

12:15 Musselburgh Report Selector Go *show filters reset*

All race meetings on any given day will be displayed in the following format:

show filters reset
by meeting by time compact

Worcester Worcester Course Info

York York Course Info

Dundalk Dundalk Course Info

Clicking the icon will expand all meetings to display the races at each; clicking the icon will reduce all to their meeting header blocks. Clicking an individual meeting blue bar will open/close that meeting.

by meeting by time compact

Musselburgh Musselburgh Course Info

GOING: Soft

12:15 williamhill.com Best Odds Guaranteed Conditional Jockeys' Handicap Hurdle (0-120) (4) 4yo+. 2m 3f 171y (Class 4) 11 declared	Result
12:45 William Hill Betting TV EBF "National Hunt" Novices' Hurdle (GBB Race) (4) 4-6yo. 1m 7f 124y (Class 4) 8 declared	Result
13:15 William Hill Play Responsibly Novices' Handicap Chase (GBB Race) (0-120) (4) 4yo+. 2m 6f (Class 4) 6 declared	Result
13:45 William Hill Extra Places Every Day Juvenile Hurdle (Northern Lights Juvenile Hurdle Series Qual') (2) 3yo. 1m 7f 124y (Class 2) 7 declared	Result
14:15 Follow @williamhillracing On Twitter Handicap Hurdle (Challenger Stayers' Hurdle Series Qualifier) (0-130) (3) 4yo+. 2m 7f 180y (Class 3) 10 declared	Result
14:45 William Hill Racing Radio Handicap Chase (Northern Lights Staying Chase Series Qualifier) (0-110) (4) 4yo+. 2m 7f 170y (Class 4) 8 declared	Result
15:15 William Hill Lengthen #yourodds Standard Open National Hunt Flat Race (GBB Race) (4) 4-6yo. 1m 7f 124y (Class 4) 9 declared	Result

Plumpton Plumpton Course Info

GOING: Soft

12:30 Sky Sports Racing Sky 415 Maiden Hurdle (GBB Race) (4) 4yo+. 2m 4f 114y (Class 4) 12 declared	Result
13:00 Betting.Bet Novices' Chase (Bonus Series Race) (GBB Race) (3) 4yo+. 2m 214y (Class 3) 2 declared	Result
13:30 Download The At The Races App Mares' Handicap Hurdle (0-125) (3) 4yo+. 3m 217y (Class 3) 5 declared	Result
14:05 Read Jumps Stable Tours On attheraces.com Novices' Hurdle (GBB Race) (4) 4yo+. 1m 7f 195y (Class 4) 12 declared	Result

Each race shows the time, race title, age group, distance, class, and number of declared runners. On the right-hand side is a 'Result' link which becomes clickable once the full result is available.

Don't have access to the most cutting-edge form tools in UK today? [Claim your trial here](#)

In the row displaying the course, there is a link on the right-hand side from which more course information can be acquired. An example is below:

geegeez.co.uk
Racecards Results Reports Tools Pointers Blog My Geegeez Q

Aintree Racecourse Course Guide

Aintree Racecourse

The home of the Grand National, Aintree Racecourse is the jewel in Merseyside's horse racing crown. Opened way back in July 1829, Aintree was originally a flat racing course, but steeplechasing was eventually introduced a decade later. It's now widely regarded as one of the stiffest challenges on the UK National Hunt circuit.

Fences such as Becher's Brook, The Chair and The Canal Turn are some of the most renowned obstacles in British steeplechasing. Many of the world's best thoroughbreds and jockeys alike have come unstuck at Aintree's adrenaline-fuelled track.

The triangular-shaped National circuit boasts a circumference of two miles and two furlongs, with a run-in of 494 yards after the final fence. The more conventional Mildmay course is rectangular in shape, with sharp bends favouring handy types around the 12 furlong track, as opposed to long striding sorts.

The jumps on the National course have been modified somewhat over the years in a bid to minimise the number of human and equine injuries. However, Becher's Brook remains a heart-in-mouth obstacle, with the landing side considerably lower than the jump side. All Aintree's fences – aside from its water jumps – are covered with spruce, which is unique among the other UK National Hunt circuits.

In addition to the Grand National, five race days are held during the jump racing calendar, including the Old Roan Chase Day and the Becher Chase Day.

The most successful ever Grand National horse was Red Rum, trained by Donald "Ginger" McCain. Red Rum prevailed three times around Aintree, in 1973, 1974 and 1977. When he passed away in 1995, he was buried at Aintree's winning post with a life-sized statue erected in his honour.


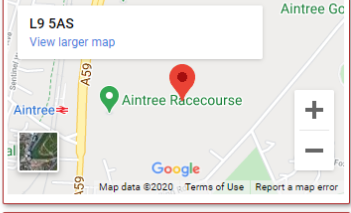

Geegeez says: "It can be difficult to know which courses to use as a yardstick for race form going into an Aintree meeting. Similar courses where form could be replicated at Aintree include Fontwell, Kelso, Bangor, Newton Abbot, Southwell, Kempton Park and Market Rasen.

"The horses have to jump 30 fences in all in order to prevail in the Grand National, so it is imperative that you have a horse that's not only capable of staying the distance but also a confident jumper given the sizeable field they will have to encounter."

Looking for profitable horse racing advice? Our guidance on the best courses to use as a yardstick for potential success at Aintree is just the tip of the iceberg!

At Geegeez we have some of the easiest-to-use form tools in the UK to provide our Gold members with horse, trainer and jockey form to help you find those big value winners in minutes.

Geegeez Gold is built by horse racing punters for horse racing punters. So if you're looking to take your punting to the next level, why not become a Gold member today.

Top Aintree Jockeys

JOCKEY	WINS	RUNS	SR
Harry Skelton	3	12	25.0%
Jonathan Burke	2	8	25.0%
Mr D McMenamin	2	7	28.6%
Ben Poste	1	2	50.0%
Mr J J O'Neill	1	10	10.0%
Harry Bannister	1	2	50.0%
Brian Hughes	1	14	7.1%
Mr Fergus Gillard	1	1	100.0%
Conor O'Farrell	1	3	33.3%
Sam Twiston-Davies	1	11	9.1%

Going Change

Should the going change for any reason, you may amend the going for a race meeting by selecting the revised going from a dropdown box. This revision is replicated throughout the cards and tools, enabling you to review all form in light of the going change, making it a very powerful feature.

York

GOING: Good/Firm

- Hard
- Firm
- Good/Firm
- Good
- Good/Soft
- Good/Yielding
- Yielding/Soft
- Soft
- Yielding
- Soft/Heavy
- Heavy

14:10 88 Handicap (0-100) (2) 4yo+. 1m 2f 88y (Class 2) 13 declared

14:40 Inf Good/Firm Handicap (0-105) (2) 4yo+. 6f (Class 2) 19 declared

15:15 Du Good Logistics Stakes (Group 2) (1) 3yo+. 6f (Class 1) 12 declared

15:45 Ta Good/Soft Stakes (Group 3) (Fillies) (1) 3yo. 1m 2f 88y (Class 1) 7 declared

16:20 Co Good/Yielding Hurling Stakes (Handicap) (0-95) (3) 3yo. 7f (Class 3) 20 declared

16:50 Br Soft EBF Novice Stakes (Plus 10 Race) (3) 2yo. 5f (Class 3) 10 declared

17:20 Co Yielding Hakes (Handicap) (0-85) (4) 4yo+. 1m 4f (Class 4) 20 declared

Naas

Clicking a race time or title redirects you to the selected race.

Don't have access to the most cutting-edge form tools in UK today? [Claim your trial here](#)

Compact Race Cards Menu

As well as the original 'full' racecard menu displayed above, there is also a 'compact' menu. Clicking the 'compact' link top right will display this.

Musselburgh	Soft ⬇	12:15	12:45	13:15	13:45	14:15	14:45	15:15	
Plumpton	Soft ⬇	12:30	13:00	13:30	14:05	14:35	15:05	15:35	
Chelmsford	Standard ⬇	13:55	14:25	14:55	15:25	15:55	16:25	16:55	17:25
Wolverhampton	Standard ⬇	16:05	16:40	17:10	17:40	18:10	18:40	19:10	

As time passes through the day, races in the past are struck out and boxed in grey. The next race will be flashing.

For logged in free subscribers, Races of the Day will be denoted by yellow boxes.

Racecards Menu by Race Time

As of July 2018, users may now sort the day's races by time.

by meeting by time compact

Time	Meeting	Title	Result
12:15	Musselburgh	williamhill.com Best Odds Guaranteed Conditional Jockeys' Handicap Hurdle (0-120) (4) 4yo+. 2m 3f 171y (Class 4) 11 declared	Result
12:30	Plumpton	Sky Sports Racing Sky 415 Maiden Hurdle (GBB Race) (4) 4yo+. 2m 4f 114y (Class 4) 12 declared	Result
12:45	Musselburgh	William Hill Betting TV EBF "National Hunt" Novices' Hurdle (GBB Race) (4) 4-6yo. 1m 7f 124y (Class 4) 8 declared	Result
13:00	Plumpton	Betting.Bet Novices' Chase (Bonus Series Race) (GBB Race) (3) 4yo+. 2m 214y (Class 3) 2 declared	Result
13:15	Musselburgh	William Hill Play Responsibly Novices' Handicap Chase (GBB Race) (0-120) (4) 4yo+. 2m 6f (Class 4) 6 declared	Result
13:30	Plumpton	Download The At The Races App Mares' Handicap Hurdle (0-125) (3) 4yo+. 3m 217y (Class 3) 5 declared	Result
13:45	Musselburgh	William Hill Extra Places Every Day Juvenile Hurdle (Northern Lights Juvenile Hurdle Series Qual) (2) 3yo. 1m 7f 124y (Class 4) 7 declared	Result
13:55	Chelmsford	British Stallion Studs EBF Maiden Fillies' Stakes (Plus 10/GBB Race) (5) 2yo. 7f (Class 5) 7 declared	Result
14:05	Plumpton	Read Jumps Stable Tours On attheraces.com Novices' Hurdle (GBB Race) (4) 4yo+. 1m 7f 195y (Class 4) 12 declared	Result
14:15	Musselburgh	Follow @williamhillracing On Twitter Handicap Hurdle (Challenger Stayers' Hurdle Series Qualifier) (0-130) (3) 4yo+. 2m 7f 114y (Class 4) 11 declared	Result
14:25	Chelmsford	tote.co.uk Free Streaming Every UK Race Handicap (0-55) (6) 3yo+. 7f (Class 6) 14 declared	Result
14:35	Plumpton	Follow At The Races On Twitter Handicap Hurdle (0-115) (4) 3yo+. 2m 4f 114y (Class 4) 12 declared	Result
14:45	Musselburgh	William Hill Racing Radio Handicap Chase (Northern Lights Staying Chase Series Qualifier) (0-110) (4) 4yo+. 2m 7f 170y (Class 4) 10 declared	Result
14:55	Chelmsford	British Stallion Studs EBF Novice Stakes (5) 2yo. 1m 2f (Class 5) 7 declared	Result
15:05	Plumpton	Sky Sports Racing attheraces.com Handicap Chase (0-115) (4) 4yo+. 3m 1f 152y (Class 4) 8 declared	Result
15:15	Musselburgh	William Hill Lengthen #yourodds Standard Open National Hunt Flat Race (GBB Race) (4) 4-6yo. 1m 7f 124y (Class 4) 9 declared	Result
15:25	Chelmsford	tote Placepot Your First Bet Nursery Handicap (0-60) (6) 2yo. 1m 2f (Class 6) 11 declared	Result
15:35	Plumpton	Watch Plumpton Race Replays On attheraces.com Intermediate Open National Hunt Flat Race (GBB Race) (5) 4-5yo. 2m 1f 114y (Class 5) 10 declared	Result

Racecards Menu Filters

A new feature added in July 2018 is the ability to filter races by a number of variables. Thus a user may see only the races he or she is interested in.

For example, if a user does not bet on all-weather racing, and only in races up to 1m2f in distance, and only when there are three each-way places, i.e. eight or more runners, those parameters may be entered and the race list amends accordingly, as per the image below:

hide filters reset

Race Code <input checked="" type="checkbox"/> AW <input checked="" type="checkbox"/> Flat <input checked="" type="checkbox"/> Hdl <input checked="" type="checkbox"/> Chs <input checked="" type="checkbox"/> NHF	Country <input checked="" type="checkbox"/> UK <input checked="" type="checkbox"/> IE	Class <input type="text" value="1"/> to <input type="text" value="7"/>	Runners <input type="text" value="1"/> to <input type="text" value="200"/>	Distance <input type="text" value="5f"/> to <input type="text" value="4m 4f"/>	Race Type <input checked="" type="checkbox"/> Hcap <input checked="" type="checkbox"/> Non-Hcap
---	---	--	--	--	---

Don't have access to the most cutting-edge form tools in UK today? [Claim your trial here](#)

The filters can be 'shown' or 'hidden' and are effective across two of our three displays: full (by meeting) and compact.

Filters cover:

- Race Code [AW, Flat, Hurdle, Chase, NH Flat]
- Country [UK, IE]
- Class [1-7]
- Runners [2-43]
- Distance [5f-4m4f]
- Handicap and/or non-handicaps

'My Races'

As of February 2022, users may now select races of interest and 'pin' them to the top of the racecard screen. To add a race, click the star to the left of the race time. To remove, click the star again either in the main list or the 'My Races' section at the top.

Racecards - Today's Racing

Fri 4 Feb Sat 5 Feb Sun 6 Feb Mon 7 Feb Tue 8 Feb Wed 9 Feb Big Races Tracker (68) Search... Go

13:00 Catterick Report Selector Go

+ - *show filters reset by meeting by time compact*

My Races

★ 14:25	Cazoo Novices' Limited Handicap Chase (GBB Race) (0-135) (3) 5yo+. 2m 7f 131y (Class 3) 9 declared	Result
★ 14:45	Betway Classified Stakes (0-50) (6) 4yo+. 6f 1y (Class 6) 10 declared	Result
★ 15:20	Play Coral Racing-Super-Series For Free Handicap (0-65) (6) 3yo. 5f 6y (Class 6) 8 declared	Result
★ 15:30	Mr Gwyn Jones Retirement Birthday Handicap Chase (0-120) (4) 5yo+. 3m 2f 54y (Class 4) 17 declared	Result
★ 15:40	racings.com Handicap Chase (Go North Monet's Garden Series Qualifier) (0-105) (5) 5yo+. 2m 3f 51y (Class 5) 5 declared	Result

Catterick

Catterick Course Info

GOING: Good

🗄 13:00	Millbry Hill Juvenile Hurdle (Go North Grey Bomber Series Qualifier) (GBB Race) (4) 4yo. 1m 7f 156y (Class 4) 4 declared	Result
🗄 13:30	Join Racing TV Now Novices' Handicap Chase (0-105) (5) 5yo+. 1m 7f 145y (Class 5) 5 declared	Result

Don't have access to the most cutting-edge form tools in UK today? [Claim your trial here](#)

Since April 2022, races starred and featuring in 'My Races' section also show up in the Race Selector dropdown to allow for simpler race to race navigation.

Racecards - Today'

Thu 14 Apr **Fri 15 Apr** Sat 16 Apr

13:00 Ripon Report Se

My Races

- 13:30 Cheltenham
- 14:25 Newmarket**
- 14:40 Cheltenham
- 15:50 Cheltenham
- 16:10 Newmarket
- 16:50 Clonmel
- 18:20 Clonmel

Ripon

- 13:00 Ripon
- 13:40 Ripon
- 14:15 Ripon
- 14:50 Ripon

Mares' N
EBF Conc
es PLC Ma
s Member
cap (0-105
er Beaten l

Don't have access to the most cutting-edge form tools in UK today? [Claim your trial here](#)

Race Card Overview

The geegeez racecards use a tabbing system to keep all of the content as accessible as possible in a single page. This saves users from opening multiple tabs/windows and makes the navigation process that much more intuitive and straightforward.

Brighton 14:10 14:40 15:10 15:40 16:10 16:45 17:20

24-May-2021 16:45 Sky Sports Racing Sky 415 Handicap (0-60) (6) 3yo

Class: **6** Distance: **7f 216y** Runners: **11** Going: **Good** Winner: **£2322.00** Conditions Odds

CARD RESULT FULL FORM PROFILER INSTANT EXPERT PACE DRAW ODDS

Different information for this race is accessible from the various race tabs

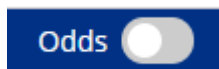
The blue bar contains race information, including an option to view the race [Conditions](#), and to turn off/on the display of odds for the race

Switch between races at this meeting

Clicking the **Conditions** link displays the relevant details for the race in question:

For: 3yo Rated 46-60 (also open to such horses rated 61 and 62; such horses rated 45 and below are also eligible - see Standard Conditions) **Weight:** highest weight 9st 7lb
Penalties: after May 15th, each race won 6lb

Clicking the **Odds** radio button toggles odds display off and on. [Note: this also changes your default setting in My Geegeez – the two functions are aligned].



Let's now take a look at each tab in more detail. There is a large amount of content stored in these cards, so pay attention! ;-)










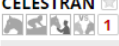















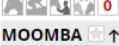










The 'CARD' Tab

The default tab is 'CARD', a traditional (ish) race card for the selected race. Some features are not visible in mobile portrait mode, but may be viewed either in landscape mode or by selecting your browser's "View Desktop Site" option.

Goodwood

13:10 13:45 14:15 14:45 15:15 15:45 16:20 16:55

13:10 TDN Australia Handicap (0-90) (3) 3yo

Winner: £9452.00 Class: 3 Distance: 1m 3f 44y Runners: 9 Going: Good														
CARD	RESULT	FULL FORM	PROFILER	INSTANT EXPERT	PACE	DRAW	ODDS							
#	Dr	Form	Horse	Age	Wgt	Trainer	Jockey	OR	RPR	TS	SR	Odds		
2	5	1-062	 CEPHEUS  16	3	9-7	B Meehan 	William Buick  30 C1 CS	89	102	84	68	6/1		
3	7	42-31	 AL QAQAA  ↑2 HC1 34	3	9-6	W Haggas 	Jim Crowley  30 C1 CS	88	103	88	106	11/8		
4	2	31-132	 CELESTRAN  ↓1 bl2 20	3	9-6	J Gosden 	Frankie Dettori  14 CS	88	101	67	60	13/2		
5	3	531-17	 FIRST IMPRESSION  27	3	9-5	JJ Quinn 	Jason Hart  14	87	101	51	59	25/1		
6	9	4-441	 MAFIA POWER  ↑2 14	3	9-3	R Hannon 	Silvestre De Sousa  14	85	101	90	85	11/2		
7	4	15-691	 BERKSHIRE SAVVY  ↑1 25	3	9-0	A Balding 	Oisin Murphy 	82	99	94	89	9/1		
8	10	25-173	 SUMMIT REACH  ↓1 20	3	9-0	R Beckett 	Rob Hornby  CS	82	100	55	55	40/1		
9	6	8-32	 MOOMBA  ↑2 HC1 34	3	8-11	Mrs A Perrett 	Ryan Moore  14 30 C1 CS	79	95	81	91	10/1		
10	8	43-22	 AQUASCAPE  ↑2 HC2 W3 17	3	8-10	H Dunlop 	Andrea Atzeni  14	78	98	81	75	33/1		
Non Runners														
1 The First King														
Summary														
Handicap newcomer Al Qaqa is not passed over at all lightly after his romp at Newmarket but he may find one too good for him today in the shape of MAFIA POWER who justified the market confidence behind him in no uncertain terms at Haydock. It looks tight among the rest, but with Cepheus and Aquascape preferred.														
Speed Rating 1-2-3														
Al Qaqa (106), Moomba (91), Berkshire Savvy (89)														

As you can see, there is a lot of detail in the page. The main column headings are largely as per any other racecard:

- saddle cloth number

Dr – Stall position for flat races / Form – Recent finishing positions (most recent on the right)

Jockey silks

Horse – Name of horse / Age – Age of horse

Weight – Weight in stones-pounds for today's race / Trainer – Name of trainer

Jockey – Name of jockey, including any riding allowance

OR – Official Rating of the horse, if rated under today's race code

RPR – Racing Post Rating / TS – Top speed Rating

SR – Dr Peter May's profitable speed ratings are included in this column for all UK races (except NH races from May to August)

Odds – Forecast odds or, when available, best bookmaker odds; or returned starting prices

Don't have access to the most cutting-edge form tools in UK today? [Claim your trial here](#)

Beneath the card, any non-runners are listed. And, beneath that, there is a selection and some supporting opinions from the Racing Post commentators.

Icons

Beneath each horse's name, and at the top of the card, there is a series of icons.







- 1 – Horse form, up to last six runs
- 2 – Jockey's recent form, and longer-term course form
- 3 – Trainer's recent form, longer-term course form, and contextual form snippets
- 4 – Head to Head: Horse's record against today's rivals
- 5 – Number of Report Angles relevant for this runner (see Report Angles section)
- 6 – Number of QT Angles relevant for this runner (see QT Angles section)
- 7 – Form comment
- 8 – Sales/breeding comment, as well as sire performance statistics
- 9 – My Ratings: Add a note, rating or tissue price for this runner (see My Ratings section)
- 10 – Add this horse to your Bet Tracker (see Bet Tracker section)
- 11 – Hide this horse from consideration

Clicking on an icon will expand the page to reveal further information in most cases. The clicked icon(s) has a red border when open.













Clicking on the icon in the top menu will open that information for all runners. Clicking it again will close the selected information set.

Horse Icon

Let's look at each icon's function in more detail, starting with the horse icon.

5 4 511441  **SANTORINI STAR**  4 9-7 W Haggas  14 30 Cl CS Tom Marquand  102 - - 106 **6/1**

Last 6 UK/Ire Runs Show Sectionals Then What?

Px	Date	Video	Race Conditions	Wgt	DR	RS	AvOR	Outcome	BSP	Jockey	OR	RPR	PR	TS	UP	R	W	P	W%	P%
	20 Aug 25		YOR 16GF Cl2Hc,52K	9-6	10	P	91.8	1/13 1¼l, Artisan Dancer[100/30F]8-4	5.10	Tom Marquand	97	106	102	100	-	6	0	3	0%	50%
	09 Jul 25		FAI 14Gd G3,34K	9-9	7	H	97.0	4/9 4¼l, Goodie Two Shoes[3/1]9-9	4.30	Chris Hayes	-	97	-	61	-	13	1	5	8%	38%
	22 Jun 25		PON 12Gd Cl1 Lis,28K	9-2	6	P	90.9	4/7 5¼l, Allonsy[5/4F]9-2	2.54	Tom Marquand	94	92	88	80	-	11	2	7	18%	64%
	23 May 25		GOO 12Gd Cl3Hc,26K	10-1	7	P	83.6	1/10 1½l, Beset[15/8F]9-7	3.17	Cieren Fallon	89	98	94	57	-	26	3	7	12%	27%
	29 Apr 25		BRI 10GF Cl3Hc,14K	10-2	4	P	81.0	1/5 1½l, Manara[11/8F]8-9	2.48	Tom Marquand	83	97	89	59	6	8	4	4	50%	50%
	18 Jan 25		LIN 10St Cl2Hc,57K	9-0	2	P	82.8	5/12 1½l, Charlotte's Web[11/4]9-9	4.10	Tom Marquand	83	89	83	49	9	48	16	24	33%	50%

Clicking on the horse icon reveals the horse's recent form, with up to six races displayed, as well as its overall race record. The recent form information, from left to right, comprises:

Px ([Proximity Form](#)); Race Date; Video Replay Link (Gold); Race Conditions (Meeting, Distance, Going, Class, Race Type, Value); Weight carried; Draw; Run style in the race (**L**ed, **P**rominent, **M**idfield, **H**eld Up); AvOR (the average official rating of the runners in the race); Outcome (Finishing position, field size, distance beaten/won by, winner (or runner-up if horse won), odds, weight of winner/runner-up, equipment worn); Jockey; Betfair Starting Price; Official Rating, Racing Post Rating, Top speed rating, User Rating.

Then What?

To the right of each form line is an area called 'Then What?'. This shows the subsequent runs, wins and places of horses from the race in question, as well as their win/place percentages.

Hovering over a form line will display a blue box containing the 'in running' comment for that horse in that race.

Hovering over the date will display the race name.

Clicking on a form line will open up the full result in a new window.

Race Record

The overall race record table displays a summary of all races run in UK and Ireland since 2009, by race code. It includes win and place percentages, win and each way profit/loss, Betfair SP profit/loss, and the horse's highest official rating for each code (where applicable).

Sectional Timing View

As of December 2019, sectional timing information is now available. [See the specific section on Sectional Timing in this Guide.](#)

Jockey Icon

Clicking the jockey icon reveals six lines of data on the nominated jockey.

8 12 -56468 ZAHIRAH 6 8-13 J Jenkins Marco Ghiani 47 69 61 32 16/1

Jockey Form	Runs	Wins	Places	Win%	Place%	Win P/L	EW P/L	A/E	IV	PRB
14 Day Form	10	2	5	20.00	50.00	2.50	7.10	1.57	1.98	0.66
30 Day Form	16	2	5	12.50	31.25	-3.50	-4.90	1.12	1.26	0.53
365 Day Form	190	16	58	8.42	30.53	-66.50	-84.97	0.71	0.84	0.54
Course 1 Year Form	24	2	9	8.33	37.50	-11.50	-11.32	0.68	0.77	0.56
Course 5 Year Form	38	4	15	10.53	39.47	-13.00	-12.87	0.81	0.94	0.58
TJ Combo 1 Year	36	4	10	11.11	27.78	-8.50	-18.10	1.18	1.11	0.51

The first three lines show recent form for the jockey in all races in, respectively, the last fortnight, the last month (30 days), and the last year.

The next two lines show how well (or otherwise) the jockey has performed at today's track. This is split into one-year performance, and five-year performance.

And the final row shows the performance of the jockey with this trainer in the last year.

There is also Betfair SP profit/loss, Actual versus Expected, Impact Value, and Percentage of Rivals Beaten data for the statistically minded. [More info on A/E and IV is here.](#)

Trainer Icon

Clicking the trainer icon reveals five lines of periodic data on the nominated trainer.

12 1 -00053 KALIMOTXO v3 3 8-12 W Knight Francis Norton 45 66 48 36 8/1

Trainer Form	Runs	Wins	Places	Win%	Place%	Win P/L	EW P/L	A/E	IV	PRB
14 Day Form	8	3	4	37.50	50.00	-2.20	-4.48	1.56	3.72	0.73
30 Day Form	19	5	10	26.32	52.63	-3.45	-2.05	1.51	2.64	0.69
365 Day Form	184	22	58	11.96	31.52	66.25	56.99	1.13	1.20	0.53
Course 1 Year Form	12	3	5	25.00	41.67	-4.70	-5.55	1.33	2.32	0.58
Course 5 Year Form	63	9	19	14.29	30.16	-26.69	-50.89	0.87	1.28	0.54

Again, the first three lines show recent form for the trainer in all races in, respectively, the last fortnight, the last month (30 days), and the last year.

The last two lines in the first section show how well (or otherwise) the trainer's horses have performed at today's track. This is split into one-year and five-year performance.

HINT: Look for a strong combination of recent form and an established level of longer-term course form to identify trainers to mark up, almost regardless of horse form.

In March 2025 we added Betfair SP profit/loss to the display.

Trainer Snippets

As of August 2016, there is a second table featuring 'Trainer Snippets'. This displays contextual information relating to the two-year trainer record for various material angles.

In March 2025 we added Betfair SP profit/loss to the display.

The snippets look like this:

Type	Snippets	Runs	Wins	Places	Win%	Place%	Win P/L	EW P/L	A/E	IV	PRB
All		387	42	110	10.85	28.42	2.86	-65.99	0.96	1.07	0.53
All	Hcap	288	38	98	13.19	34.03	82.75	74.85	1.01	1.34	0.58
Race Type	Flat All-Weather	215	25	62	11.63	28.84	-11.14	-57.91	0.99	1.16	0.54
Dist Range	Flat-Sprint	89	8	20	8.99	22.47	-11.39	-36.03	0.94	0.90	0.48




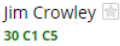

The various snippet types are:

- **Trainer All** (always present)
 - o The trainer's overall record for all runners in the last two years
- **Trainer All Hcap** (contextual only)
 - o The trainer's overall record in handicap races in the last two years (displays in handicap races only)
- **Trainer race code** (always present)
 - o Flat Turf, AW, NH Flat, Hurdle, Chase
- **Trainer distance range** (always present)
 - o FLAT: Sprint (1640 yards or less)/Middle Distance (1641-2530 yards)/Staying (2531+ yards)
 - o JUMPS: Speed (4290 yards or less)/Middle Distance (4291-5500 yards)/Marathon (5501+ yards)
- **Trainer distance move** (contextual only)
 - o FLAT: Up 25% or more in distance
 - o JUMPS: Up 20% or more in distance
- **Trainer last time out winner** (contextual only)
 - o Where trainer's horse won *under the same race code* last time out
- **Trainer first time starter** (contextual only)
 - o Where horse has never raced *in UK or Ireland* before
- **Trainer second time starter** (contextual only)
 - o Where horse has only raced *in UK or Ireland* once before
- **New Trainer (for horse with existing form)** (contextual only)
 - o Where last race trainer is different from today's trainer
- **Trainer with horse 60+ days off** (contextual only)
 - o Where horse has not raced *under any code* for 60+ days
- **Trainer with horse 7- days off** (contextual only)
 - o Where horse raced *under any code* within 7 days of today's race
- **Trainer handicap first time starter** (contextual only)
 - o Where horse has never raced in a handicap *in UK or Ireland* before
- **Trainer handicap second time starter** (contextual only)
 - o Where horse has only raced in a handicap *in UK or Ireland* once before

Don't have access to the most cutting-edge form tools in UK today? [Claim your trial here](#)

H2H icon

The H2H icon reveals the full head to head record for the selected horse against all other horses declared in the race.




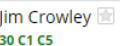

1 4 2110-1  **BATTAASH**  W5+  CD 45 6 9-7 C Hills  Jim Crowley  30 C1 C5 126 136 130 121 **3/10**

Date Time	Course	Distance	Class	Going	Position	Rival Position	Result	Rival
2020-06-16 15:35:00	Ascot	5f	1	Good to Soft	1	5	Beat	Glass Slippers
2020-06-16 15:35:00	Ascot	5f	1	Good to Soft	1	3	Beat	Liberty Beach
2019-08-23 15:35:00	York	5f	1	Good to Firm	1	7	Beat	Ornate
2019-08-02 15:35:00	Goodwood	5f	1	Good to Firm	1	3	Beat	Ornate
2018-06-19 15:40:00	Ascot	5f	1	Good to Firm	2	12	Beat	Ornate

This can be quite revealing when looking at some races, where a horse may not have much form on the face of it, but closer inspection relates that it has beaten many of today's rivals in their previous match up's.

Comment Icon

The icon that looks like a yellow speech bubble reveals, when clicked, a sentence or two outlining the key pros and cons of the horse in question.

1 4 2110-1  **BATTAASH**  W5+  CD 45 6 9-7 C Hills  Jim Crowley  30 C1 C5 126 136 130 121 **3/10**






Has blown out here and there but basically had a stellar career at 5f, including a third Group 1 success last time at Ascot in June and winning this race for the last three years, the first two times in explosive style; very well suited by this 5f and even under his penalty he is a different class to these rivals; hard to beat.

Whilst I wouldn't recommend relying on this – instead, use the information available to you, which is more powerful and far-reaching than the information available to the comment writer (employed by Racing Post) – it can be helpful in highlighting snippets of data you may have overlooked.

Sales / Breeding Icon

The next icon, which looks a bit like a bracket from a family tree, is the sales/breeding icon. Clicking it reveals information about how much the horse cost, and the performance of its family. This icon also features the relevant 'Sire Snippets'. These reveal details of the performance of the stallion's progeny against today's race code, distance range, and age group.

Sire and dam names are clickable, opening up Full UK/Ireland Form history for that parent.

5 2111-1  **MONKFISH**  W5+  CD 31 6 11-12 W Mullins  Paul Townend  14 30 C5 14 30 C1 C5 - - -

6-y-o Chestnut Gelding [Stowaway](#) (15.0f) - [Martovic](#) (IRE) (Old Vic (13.0f))
 £235,000 Chelt May 18; fifth foal; half-brother to 2m-2m7f hurdle/chase winner Looks Like Power; dam placed bumper/2m-2m6f hurdles, half-sister to 2m2f-3m hurdle/chase winner The Happy Warrior out of bumper/2m Flat/2m6f hurdle/smart 2m-3m1f chase winner

2 Year Snippets	Runs	Wins	Places	Win%	Place%	Win P/L	EW P/L	A/E	IV	PRB
All	1924	225	605	11.69	31.44	-694.81	-1088.28	0.79	1.15	0.53
Chase Turf	659	84	214	12.75	32.47	-205.93	-341.37	0.80	1.04	0.51
Jumps-Middle	1005	113	311	11.24	30.95	-345.48	-573.70	0.76	1.07	0.52
Jumps-6-8yo	1207	141	365	11.68	30.24	-431.00	-707.84	0.79	1.02	0.52

This kind of information is especially useful when a horse has little or no form, or is trying something (trip, ground, for example) markedly different from what it's done before.

In March 2025 we added Betfair SP profit/loss to the display.

Don't have access to the most cutting-edge form tools in UK today? [Claim your trial here](#)

My Rating Icon

New in May 2019, users may now rate a race from within the card. Boxes for notes, ratings and odds mean a personal 'tissue' (odds forecast) can be created. As odds are added the revised total race percentage is calculated. [A total of 100% means it would be possible to bet all runners to return one's entire stake; bookmakers bet to a higher percentage, called an overround].

Click the 'calculator' icon to access this feature.

1 4 2110-1	BATTAASH W5+	6 9-7 C Hills	Jim Crowley	126 136 130 121 3/10
Some notes		My Rating		My Odds (80.00%, Total:83.85%)
		<input type="text" value="120"/>	<input type="text" value="1/4"/>	SAVE
2 7 10-531	KEN COLT t1	5 9-2 F Chappet	S Pasquier	108 123 106 0 25/1
Some more notes		My Rating		My Odds (3.85%, Total:83.85%)
		<input type="text" value="88"/>	<input type="text" value="25/1"/>	SAVE

Bet Tracker Icon

New in March 2019, users may now track their betting performance by adding selections to a Bet Tracker. Clicking the 'bar chart' icon allows users to add and save selections. See the section entitled Bet Tracker.

2 3 347280	VALE OF KENT	5 9-9 M Johnston Joe Fanning	108 118 108 102 11/2				
Stake	Odds	BOG?	E/W	Fraction	Places	Notes	<input type="button" value="X"/>
<input type="text" value="20"/>	<input type="text" value="7/1 (8)"/>	<input checked="" type="checkbox"/>	<input checked="" type="checkbox"/>	<input type="text" value="1/5"/>	<input type="text" value="1-5"/>	Extra places, should have strong place chance at least	SAVE

Shortlist icon

The final icon enables users to remove horses from consideration and reinstate them as needed. Clicking the 'x' icon moves it to a separate list below the card and changes the colour to opaque.

Goodwood

13:10 13:45 14:15 **14:45** 15:15 15:45 16:20 16:55

14:45 Unibet Golden Mile Handicap (2) 3yo+

Winner: £31125.00 Class: 2 Distance: 1m Runners: 14 Going: Good														
CARD	RESULT	FULL FORM	PROFILER	INSTANT EXPERT	PACE	DRAW	ODDS							
#	Dr	Form	Horse	Age	Wgt	Trainer	Jockey	OR	RPR	TS	SR	Odds		
1	9	3-1725	URBAN ICON ↓1 HC1	4	9-10	R Hannon	Pat Dobbs	109	117	98	99	12/1		
2	3	347280	VALE OF KENT 2 0	5	9-9	M Johnston	Joe Fanning	108	118	108	102	5/1		
3	7	16-112	SIR BUSKER 1 0	4	9-8	W Knight	Oisin Murphy	107	117	103	101	5/1		
4	14	-81020	BLOWN BY WIND 0 0	4	9-7	M Johnston	P J McDonald	106	119	85	99	40/1		
5	6	011-78	BLESS HIM ↓1 h5+	6	9-6	D Simcock	Tom Marquand	105	118	89	97	22/1		
12	4	791242	CLIFFS OF CAPRI 1 0	6	8-12	J Osborne	Dougie Costello	97	121	112	116	10/1		
13	13	30-750	BALTIC BARON 0 0	5	8-9	D O'Meara	Jason Watson	94	121	101	98	33/1		
14	1	-51444	ALMUFTI ↑1 t5- W5-	4	8-6	H Palmer	David Egan	91	118	107	110	14/1		
15	2	-13211	PROMPTING ↑2	4	8-4	D O'Meara	Harry Bentley	89	123	106	95	11/4		
7	11	004-70	AFAAK 0 0	6	9-4	C Hills	Dane O'Neill	103	115	99	98	25/1		
8	5	480603	CARDSHARP 1 1	5	9-2	M Johnston	William Buick	101	118	108	104	12/1		

The remaining horses in the shortlist can be sorted by all available columns, and all data can be reviewed for that subset.

To reinstate any runner, simply click the opaque 'x' and that horse will return to the fold.

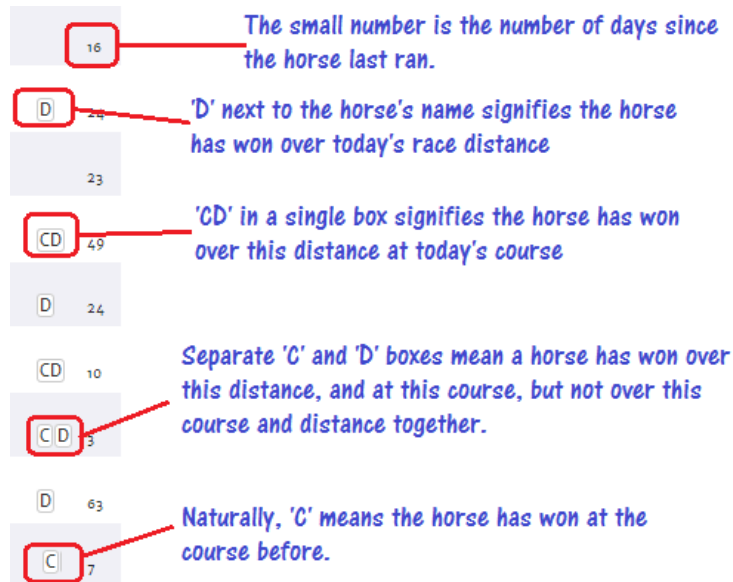
Horses removed on this tab are also removed on Instant Expert, and vice versa. More on Instant Expert below.

Additional Information on 'Card' Tab

There is still more information housed within the 'Card' tab, some of which is extremely insightful.

Course/Distance, and Days Since Run

Next to the icon set are some occasional letters, and ubiquitous numbers.



Equipment / Wind Surgery / Gelding Count

The racecard also notes any equipment a horse is wearing, along with the number of times it has worn that equipment (or combination of equipment previously).

In the example below, we can see that Piazon is wearing the combination of hood, tongue tie and cheekpieces for the first time (h,t,cp1). Meanwhile Artscape and Taajub (on his 77th career start!) are wearing cheekpieces and blinkers respectively for the first time, Coastal Cyclone has a second run in blinkers, while Mad Endeavour has run at least five times in blinkers.

Research has revealed that first time blinkers have a low strike rate but a profitable bottom line, such is their 'marmite' impact. And it also confides that 'bl3' may be something to look out for from a win strike rate perspective, notwithstanding that value judgements will have to be made about the animals deploying such kit.

We also display 'W1' to denote first run after wind surgery, as well as W2, W3, W4 and W5+.

As of June 2021, recent gelding operations are displayed for those males that previously ran as an entire (i.e. a colt or horse). We display g1, g2 and g3 denoting first, second and third start after gelding – see second image on the next page.

CARD	RESULT	FULL FORM	PROFILER	INSTANT EXPERT	PACE	DRAW	ODDS					
#	Dr	Form	Horse	Age	Wgt	Trainer	Jockey	OR	RPR	TS	SR	Odds
1	5	12-211	PIAZON	6	9-2	J Butler	Darragh Keenan ⁷	77	-	-	52	
2	4	4-139	AFRICAN FRIEND	4	9-7	H Candy 14 30 C5	Fergus Sweeney C5	75	-	-	86	
3	3	7-9221	OPERATIVE	4	9-6	E De Giles 14	Adam Kirby 14	74	-	-	77	
4	2	165366	ARTSCAPE	5	9-2	D Ivory	Robert Winston	70	-	-	68	
5	9	034634	COASTAL CYCLONE	3	9-1	H Dunlop 14 C5	Oisín Murphy	70	-	-	70	
6	8	125642	TAAJUB	10	8-11	P Crate	Hector Crouch ³ C5	68	-	-	73	
7	1	714	LOOK SURPRISED	4	8-9	R Teal 14 30	Mitch Godwin ⁵ 14	68	-	-	60	
8	7	270332	LITTLE MISS DAISY	3	8-8	W Muir C5	Martin Dwyer C1	63	-	-	52	
9	6	-18648	MAD ENDEAVOUR	6	8-4	W S Kittow	David Egan ³	61	-	-	81	

Yarmouth

13:50 14:25 15:00 **15:35** 16:05 16:40 17:10

15:35 MansionBet Watch And Bet Handicap (0-60) (6) 3yo

Class: 6	Distance: 1m 2f 23y	Runners: 8	Going: Good	Winner: £2322.00	Conditions	Odds <input type="checkbox"/>
----------	---------------------	------------	-------------	------------------	------------	-------------------------------

CARD	RESULT	FULL FORM	PROFILER	INSTANT EXPERT	PACE	DRAW	ODDS				
#	Dr	Form	Horse	Age	Wgt	Trainer	Jockey	OR	RPR	TS	Odds
1	5	96-83	MUSTAZEED	3	9-11	C Wall 14 30 C1 C5	Jack Mitchell C1 C5	62	69	-	15/8
2	4	640-8	TRUE COURAGE	3	9-11	Michael Bell 14 C1 C5	Dylan Hogan ³	62	68	34	20/1
3	3	8-67	KNIGHT OF KINGS	3	9-7	J Butler 14 30 C1	Daniel Muscutt 14	58	60	-	25/1
4	2	048-86	STIGWOOD	3	9-7	Eve Johnson Houghton	David Egan	58	68	39	12/1
5	8	047-6	ALASKAN LADY	3	9-6	Daniel & Claire Kubler 30	Liam Keniry 14 30	57	64	23	7/1
6	7	000	DUBAI EMPEROR	3	9-7	D Simcock	Jamie Spencer	57	60	20	7/1

Don't have access to the most cutting-edge form tools in UK today? [Claim your trial here](#)

To assist with such judgements, clicking the 'TODAY'S HEADGEAR' check box on the Full Form tab will shine a light. (See the section on Full Form for more info). Here is Magic Mirror's record with cheek pieces:

Magic Mirror

HORSE

JOCKEY

TRAINER

SIRE

Magic Mirror (Tom Marquand, M Rimell)

RUNNER DETAILS

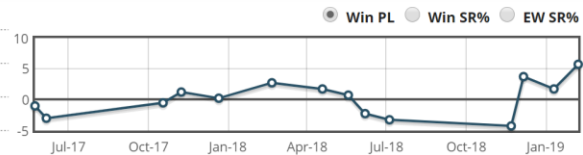
Magic Mirror 6yo Bay Mare

Dutch Art (7.3f) - Balatoma (IRE) (Mr Greeley (USA) (8.2f))

Trainer: **M Rimell**, Jockey: **Tom Marquand**

Owner: **William Wood**

OR: **74** Best Odds:



FILTERS

RESET

Race / Form Characteristics

ALL FLAT AW FLAT + AW HDL CHS ALL NH

ALL HCAP NON-HCAP NEW: PROXIMITY FORM

ALL 60+ DAYS 10- DAYS

TODAY'S HEADGEAR AGE

ALL WINS PLACES UNPLACED

Date Range

30 DAYS 90 DAYS 1 YEAR 2 YEARS 5 YEARS 2009+

FROM 2019-01-22 TO 2019-03-22

Race Conditions

ALL GOING DISTANCE CLASS JOCKEY TRAINER TODAY

Course Characteristics

ALL COURSE DIRECTION PROFILE GENERAL CONFIG SPECIFIC CONFIG

RACE RECORD

Type	Runs	Wins	Places	Win%	Win PL	EW%	EW PL	HIOR	OR
Flat Turf	4	0	1	0.00	-4.00	25.00	-5.75	67	-
Flat All-Weather	15	5	9	33.33	9.75	60.00	12.50	72	-
Total	19	5	10	26.32	5.75	52.63	6.75		

RACE ENTRIES







RACE FORM

Date	Race / Conditions	Wgt	DR	RS	Race Outcome	Jockey	Trainer	OR	RP	TS	R	W%	P%
28 Feb 19	KEM 8St/Slw C15Hc,4K	9-8	4	U	1/12 Baashiq[5/1]9-1 cp	Tom Marquand	M Rimell	71	79	74	5	40%	60%
06 Feb 19	KEM 11St/Slw C15Hc,4K	9-6	10	U	2/10 3/4, Voi[11/4F]9-6 cp	Adam Kirby	M Rimell	69	76	38	9	22%	33%
23 Jan 19	KEM 8St/Slw C15Hc,4K	9-6	3	U	2/9 2 1/4, Elenora Delight[5/2F]9-4 cp	Rob Hornby	M Rimell	69	73	44	13	8%	31%
09 Jan 19	KEM 11St/Slw C15Hc,4K	9-7	1	U	5/12 3 1/4, My Brother Mike[7/2]8-13 cp	Rob Hornby	M Rimell	70	73	41	24	17%	50%
05 Dec 18	KEM 12St/Slw C15Hc,4K	9-3	7	U	1/14 1/4, Whinging Willie[8/1]9-5 cp	Tom Marquand	M Rimell	66	74	61	27	4%	26%
21 Nov 18	KEM 10St/Slw C15Hc,4K	9-2	5	U	2/14 1 1/4, Dono Di Dio[9/1]9-3 cp	Rob Hornby	M Rimell	65	71	64	31	19%	52%
04 Jul 18	KEM 8St C14Hc,6K	9-3	2	H	6/12 4 3/4, Epic Challenge[16/1]9-1 cp	Rob Hornby	M Rimell	69	69	44	67	12%	49%
27 Jun 18	KEM 7St C15Hc,4K	9-13	13	H	6/14 3 1/4, Vixen[16/1]9-3 cp	Rob Hornby	M Rimell	69	69	57	57	12%	33%
13 Jun 18	KEM 7St/Slw C14Hc,6K	8-13	13	M	8/14 4 3/4, Treacherous[33/1]8-12 cp	Rob Hornby	M Rimell	72	67	59	102	15%	39%

Don't have access to the most cutting-edge form tools in UK today? [Claim your trial here](#)



















Class Move Indicators

As of October 2018, we now display horses moving up or down in class. These are depicted by an arrow and a number, showing the direction of class move and the number of classes moved.

CARD	RESULT	FULL FORM	PROFILER	INSTANT EXPERT
#	Dr	Form	Horse	Age Wgt
1	6	2-2214	SUDONA 	5 9-9
2	3	56-121	HIGHWAYGREY 	4 9-6
3	1	6-3533	BARYSHNIKOV 	4 9-5
4	2	295-53	EL PICADOR 	4 9-5
5	4	055444	MICHELE STROGOFF 	7 9-3
6	5	121-20	LOCKED N' LOADED 	3 9-2

Form Indicators

Another element of note on the Cards tab are the alphanumeric symbols beneath trainers' and jockeys' names. As of August 2017, we now display both positive (green) and negative (red) form indicators.

CARD	RESULT	FULL FORM	PROFILER	INSTANT EXPERT	PACE	DRAW	ODDS
#	Dr	Form	Horse	Age Wgt	Trainer	Jockey	OR RPR TS SR Odds
1	6	2-2214	SUDONA 	5 9-9	D O'Meara 	Daniel Tudhope 	78 90 82 68 15/2
2	3	56-121	HIGHWAYGREY 	4 9-6	T Easterby 	David Allan 	75 89 70 70 6/5
3	1	6-3533	BARYSHNIKOV 	4 9-5	T D Barron 	Graham Lee 	74 88 83 84 4/1
4	2	295-53	EL PICADOR 	4 9-5	K Dalglish 	Shane Gray 	74 88 69 64 12/1
5	4	055444	MICHELE STROGOFF 	7 9-3	M Appleby 	Ben Curtis 	72 89 75 84 9/2
6	5	121-20	LOCKED N' LOADED 	3 9-2	T Fitzgerald 	Barry McHugh 	80 86 41 51 14/1

These offer a shortcut to knowing if a trainer and/or jockey is in form right now, and/or if their course form is noteworthy.

There are four symbols, and they align to the four inline reports for trainer and jockey form, as follows:

- 14** – 5+ runs in last 14 days, 20%+ win OR 51%+ place
- 30** – 10+ runs in last 30 days, 20%+ win OR 51%+ place
- C1** – 10+ runs at the track in last 365 days, 20%+ win OR 51%+ place
- C5** - 25+ runs at the track in the last five years, 15%+ win

- 14** – 10+ runs in last 14 days, 4% or less win strike rate, OR 14% or less place SR
- 30** – 20+ runs in last 30 days, 4% or less win strike rate, OR 14% or less place SR
- C1** – 15+ runs at course in last year, 4% or less win strike rate, OR 14% or less place SR
- C5** - 25+ runs at course in last five years, 4% or less win strike rate

NOTE: It is perfectly possible for a trainer or jockey to have a combination of good recent and poor long-term form, or vice versa!

Don't have access to the most cutting-edge form tools in UK today? [Claim your trial here](#)

TC / HC1/2 Indicators

In order to help users to identify horses operating under what may be a significant change in circumstance today, two new indicators have been added:

- TC** – Trainer has changed since horse’s last run
- HC1** – Horse is running in a handicap for the first time
- HC2** – Horse is running in a handicap for the second time

CARD	RESULT	FULL FORM	PROFILER	INSTANT EXPERT	PACE	DRAW	ODDS						
#	Dr	Form	Horse	Age	Wgt	Trainer	Jockey	OR	RPR	TS	SR	Odds	
1	1	3-3230	TRUE BELIEF h5+	45	4	10-0	B Johnson	William Carson	67	74	70	69	14/1
3	14	521-80	SIBERIAN NIGHT	18	3	9-7	E Walker	Clifford Lee	67	72	54	34	8/1
4	5	827-37	ITSALLABOUTLUCK	25	3	9-7	R Hughes	Finley Marsh ³	67	71	49	33	20/1
5	13	450	LATE ARRIVAL cp2	18	3	9-6	S&E Crisford	Louis Steward	66	72	35	25	6/1
6	8	0003-0	VIXEN ↑1	18	6	9-6	Miss E Lavelle	Sean Levey	59	69	-	28	28/1
7	3	50-45	CITY ESCAPE ↑1	10	3	9-4	Rae Guest	Shane W Kelly	64	70	23	15	7/1
8	11	484-96	OUR SHAKILA	189	3	9-3	R Stephens	Marco Ghiani ⁵	63	74	51	0	28/1
9	9	08-82	RADETSKY ↑1	27	3	9-3	L McJannet	David Probert	63	72	61	56	13/8

Clicking these icons will take the user to the relevant report where further detail of the trainer’s historical performance with such types can be found.

Tracker Notes

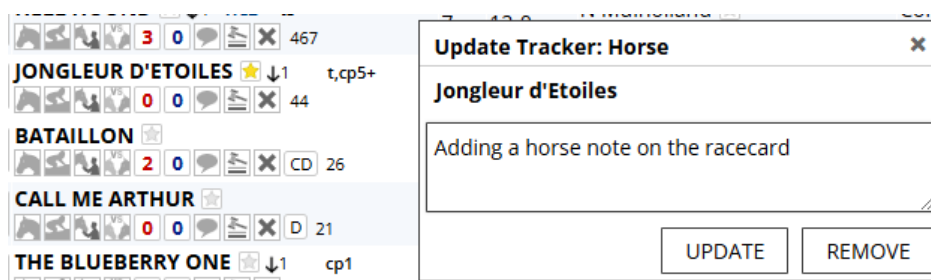
Hovering over a gold star to the right of any of horse, trainer or jockey name, denoting a tracked item, displays any notes you have stored against that entity. Example below.

9	6	/1342-	BALTIC SONG	0									
10	13	313-45	EMPEROR OF T	2									
11	5	6421-0	MELBURNIAN	1	0								
12	8	73-14	MEMORABILIS	1	0								

Notes

16/4/20 Half-sister to Coquelicot. Progressive staying 'capper on flat, could be even better on heavy ground. Prob wants a truly run race.

As of February 2026, users can now add or edit notes from the Tracker star icons right within the CARD tab.



Don't have access to the most cutting-edge form tools in UK today? [Claim your trial here](#)

Fast Finisher Indicators

New in September 2022, we added 'Fast Finisher' indicators to the racecard.

#	Dr	Form	Horse	Wgt	Trainer	Jockey	OR	RPR	TS	SR	Odds
1	10	326290	SILVER KITTEN 23	3	9-9 Charlie & Mark Johnston	Oliver Stammers ³	62	74	17	23	14/1
2	9	37-52	RETURN VOYAGE 41	3	9-9 Clive Cox	John Fahy	62	75	40	28	4/1
3	7	983808	MARTINEO 12	7	9-7 J Butler	Grace McEntee ³	58	74	59	34	12/1
4	1	3635	ON REFLECTION 25	3	9-4 J Tate	P J McDonald	57	69	55	41	7/2
5	6	524100	TWISTALINE 23	3	9-3 M Appleby	Ali Rawlinson	56	69	64	23	25/1
6	3	551589	CONTACTLESS 19	3	9-3 Declan Carroll	Harrison Shaw	56	73	55	53	15/2
7	5	137323	CLASHANISKA 11	6	9-1 A Wintle	Hollie Doyle	52	73	67	42	10/3
8	12	5624-5	BAWAADER 11	7	8-12 A Sadik	Josephine Gordon	49	72	48	39	20/1
10	4	46-008	SUN RISING 12	3	8-10 D Brown	Cam Hardie	49	69	-	10	25/1
11	2	409567	STORM MASTER 7	5	8-9 J Riches	James Sullivan	45	71	59	37	20/1
12	8	057059	SIR DUKE 55	3	8-7 Mrs N Evans	Joey Haynes	45	70	41	35	40/1

These little 'go faster stripes' highlight a horse that has finished more than 2.5% quicker than the race finishing time in the closing section of the race. They are based on sectional timing data and, in essence, flag horses that probably had a bit more to give than they were able to show in the race in question.

Opening up the form for such runners and selecting the 'Show Sectionals' option will display further fast finisher information. In the example below, Clashaniska was the fastest finisher in the race, denoted by the orange version of the icon. He looks a very interesting horse for today's race.

Px	Date	Race Conditions	Wgt	DR	RS	Draw	Running Lines	Race Speed Vs Par
7	5	137323	CLASHANISKA 11	6	9-1	A Wintle	Hollie Doyle	
Last 6 UK/Ire Runs <input checked="" type="checkbox"/> Show Sectionals								
●	29 Sep 22	LIN 8St Cl6Hc,4K	9-7	6	H	6/8	5 ³ 6 ^{5¼} 6 ^{5½} 4 ^{4½} 3 ²	EVEN EVEN EVEN
●	17 Sep 22	WOL 6St Cl6Hc,4K	9-6	9	H	9/9	9 ^{5½} 9 ⁶ 7 ⁴ 4 ¹ 2 ^¼	EVEN EVEN EVEN
●	05 Sep 22	BRI 8Gd Cl6 ApHc,4K	9-5	5	H	5/10	10 ⁵ 10 ^{7½} 10 ⁶ 7 ^{6¼} 3 ⁵	EVEN EVEN EVEN

Don't have access to the most cutting-edge form tools in UK today? [Claim your trial here](#)

'FULL FORM' Tab

Leaving the 'Result' tab until last, the next tab in order is the Full Form tab.

Formerly called Full Form Filter, it is now on its third iteration, and appears simply under 'FULL FORM'. It is known affectionately as FFF.

This is an overview of the tab, which does look a bit cluttered, so we'll break it down shortly. Each section can be hidden, and then shown, by clicking on the red or blue section header bars.

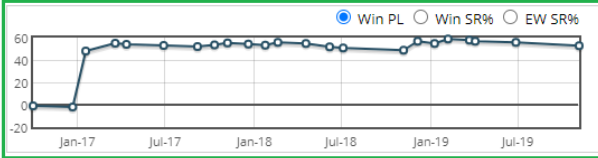
Magic Mirror

1 HORSE JOCKEY TRAINER SIRE DAM

2 Magic Mirror (Rob Hornby, M Rimell)

RUNNER DETAILS

Magic Mirror 6yo Bay Mare
 Dutch Art (7.3f) - Balatoma (IRE) (Mr Greeley (USA) (8.2f))
 Trainer: **M Rimell**, Jockey: **Rob Hornby**
 Owner: **Bill Wood And Mark Rimell**
 OR: **69** Best Odds:

3 

FILTERS RESET

Race / Form Characteristics

4 ALL FLAT AW FLAT + AW HDL CHS ALL NH
 ALL HCAP NON-HCAP PROXIMITY FORM
 ALL 60+ DAYS 10- DAYS
 TODAY'S HEADGEAR AGE
 ALL WINS PLACES UNPLACED

Date Range

30 DAYS 90 DAYS 1 YEAR 2 YEARS 5 YEARS 2009+
 FROM 2010-10-01 TO 2020-12-29
 SEASONS UK AW 2013/14 TO UK AW 2020/21

Race Conditions

ALL GOING DISTANCE CLASS JOCKEY TRAINER TODAY

Course Characteristics

ALL COURSE DIRECTION PROFILE GENERAL CONFIG SPECIFIC CONFIG

RACE RECORD

Type	Runs	Wins	Places	Win%	Win PL	EW%	EW PL	PRB	HiOR	OR	Win EK	Total EK
Flat All-Weather	5	31	7	16	22.58	52.75	51.61	68.98	0.68	74	20.6	31.2
Total		31	7	16	22.58	52.75	51.61	68.98				

RACE ENTRIES

RACE FORM 6

Show Sectionals

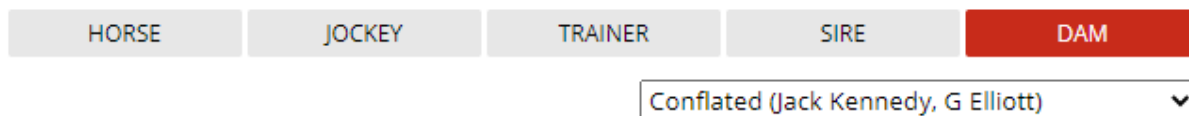
Date	Race / Conditions	Wgt	DR	RS	Race Outcome	Jockey	Trainer	OR	RP	TS	R	W%	P%
27 Nov 19	KEM 8SS Cl5 Hc,3K	9-1	5	M	2/14 1 1/2l Earth And Sky[12/1]9-1 CP	Rob Hornby	M Rimell	69	76	65	100	8%	20%
20 Nov 19	KEM 11St/Slw Cl5Hc,4K	9-7	4	P	5/12 3 1/2l, Guroor[25/1]8-10 cp	Rob Hornby	M Rimell	69	72	6	69	3%	30%
04 Nov 19	KEM 8St/Slw Cl5Hc,4K	9-10	10	H	11/11 17 1/2l, Delicate Kiss[12/1]9-6 cp	Tom Marquand	M Rimell	71	38	16	66	14%	38%
131 DAY BREAK													
26 Jun 19	KEM 8St/Slw Cl4Hc,6K	9-4	7	H	8/14 5 1/2l, Kings Highway[10/1]9-7 cp	Hollie Doyle	M Rimell	73	68	42	113	8%	27%
03 Apr 19	KEM 11St/Slw Cl4Hc,6K	9-1	5	M	3/11 2 1/2l, Dono Di Dio[10/1]8-10 cp	Tom Marquand	M Rimell	74	77	44	126	9%	31%
22 Mar 19	LIN 10St Cl5Hc,4K	9-7	7	P	6/10 3l, Lunar Deity[6/1]8-12 cp	Tom Marquand	M Rimell	74	76	42	107	7%	30%
28 Feb 19	KEM 8St/Slw Cl5Hc,4K	9-8	4	P	1/12 Baashiq[5/1]9-1 cp	Tom Marquand	M Rimell	71	79	74	138	11%	28%
06 Feb 19	KEM 11St/Slw Cl5Hc,4K	9-6	10	H	2/10 3/4l, Voi[11/4F]9-6 cp	Adam Kirby	M Rimell	69	76	38	99	9%	30%
23 Jan 19	KEM 8St/Slw Cl5Hc,4K	9-6	3	M	2/9 2 1/4l, Elenora Delight[5/2F]9-4 cp	Rob Hornby	M Rimell	69	73	44	101	7%	34%

7

- 1 Select from Horse, Jockey, Trainer, Sire, or Dam
- 2 Select the runner from the dropdown
- 3 Chart displays your choice of parameter – see separate section below*
- 4 Choose filters against the race, horse/trainer/jockey/sire/dam, or course. Results update automatically. (In this case, I've chosen to display WINS only)
- 5 The Race Record updates as you filter the form, including win/each way profit and loss
- 6 Toggle between form and race entries for horse/trainer/jockey/sire/dam
- 7 The full form record is displayed against the nominated filters, and is updated automatically

Don't have access to the most cutting-edge form tools in UK today? [Claim your trial here](#)

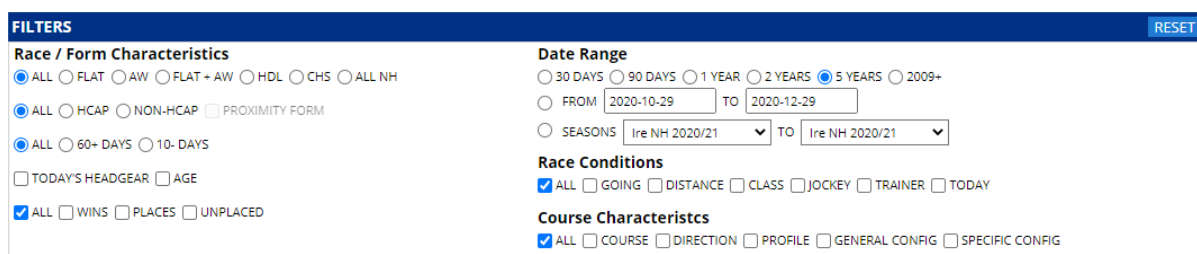
The runner details area, top left, needs no introduction and is static (or unchanging) data. However, top right houses a dropdown menu and five 'entity' buttons.



Depending on which button is chosen, and which entry is in the dropdown, the data on the page will change to reflect your choice. In the first example above, it is showing the horse form for Magic Mirror. Selecting 'Jockey', 'Trainer', 'Sire' or 'Dam' will display data for that particular entity.

You can filter by many different attributes, and also by time period, including seasons.

Here is a more detailed look at the Filters area:



The left-hand side allows you to choose race codes (flat, AW, National Hunt, or subsets of those); handicaps, non-handicaps or all; quick returns or runs after a layoff; performance with today's equipment; or for/with the age of the horse; and/or to filter just for wins, places or unplaced efforts.

The right-hand side presents a range of pre-set date ranges, and a custom option, defaulted to the last two months. New from December 2020 is a 'season search' option.

Beneath that are race condition filters, to focus only on today's going, distance, class, jockey, or trainer. 'Today' is a composite of distance, going and class.

There is also a section for course characteristics. Users can choose simply today's course, or filter a horse's (or other entity's) form by direction (i.e. left, right, straight, figure of eight), profile (flat, undulating, very undulating), general configuration (galloping, sharp, very sharp) and any specific configuration (sharp bends, uphill finish).

And if you've selected a number of filters, you can use the **RESET** button top right to clear everything down again.

The Race Record section has been completely rebuilt, and now includes win and each way profit and loss figures for each race code, as well as a summary row to total things up.

As of December 2020, we've also added PRB and win/total prize money (in £000's), and in March 2025 we added Betfair SP profit/loss to the display.

Don't have access to the most cutting-edge form tools in UK today? [Claim your trial here](#)

RACE RECORD										
Type	Runs	Wins	Places	Win%	Win PL	EW%	EW PL	PRB	Win EK	Total EK
Flat All-Weather	3	0	0	0.00	-3.00	0.00	-6.00	0.53	0	0
Chase	24	3	13	12.50	-10.00	54.17	10.95	0.64	20.1	155
Hurdle	11	1	2	9.09	0.00	18.18	-2.00	0.47	6.9	19.9
National Hunt Flat	12	2	5	16.67	3.00	41.67	4.40	0.65	8.5	13.8
Total	50	6	20	12.00	-10.00	40.00	7.35			

The real power in Full Form is the 'Filters' section. Here you can break down a horse's (or a trainer's or jockey's or sire's) overall form profile into any relevant subset you'd like. Let's say we were only interested in Red Stripe's form at today's course, distance and class in the last two years.

Check the 'course', 'distance' and 'class' boxes, and the '2 years' date range, and *voila*:

Red Stripes

HORSE | JOCKEY | TRAINER | SIRE | DAM

Red Stripes (George Rooke, Mrs L Williamson)

RUNNER DETAILS

Red Stripes (USA) 8yo Bay Gelding
 Leroidesanimaux (BRZ) (7.9f) - Kaleidoscopic (USA) (Fortunate Prospect (USA))
 Trainer: **Mrs L Williamson** . Jockey: **George Rooke**
 Owner:
 OR: 51 Best Odds: 12.00

FILTERS RESET

Race / Form Characteristics
 ALL FLAT AW FLAT + AW HDL CHS ALL NH
 ALL HCAP NON-HCAP PROXIMITY FORM
 ALL 60+ DAYS 10- DAYS
 TODAY'S HEADGEAR AGE
 ALL WINS PLACES UNPLACED

Date Range
 30 DAYS 90 DAYS 1 YEAR 2 YEARS 5 YEARS 2009+
 FROM 2020-10-29 TO 2020-12-29
 SEASONS UK AW 2020/21 TO UK AW 2020/21

Race Conditions
 ALL GOING DISTANCE CLASS JOCKEY TRAINER TODAY

Course Characteristics
 ALL COURSE DIRECTION PROFILE GENERAL CONFIG SPECIFIC CONFIG

RACE RECORD

Type	Runs	Wins	Places	Win%	Win PL	EW%	EW PL	PRB	HiOR	OR	Win EK	Total EK
Flat All-Weather	9	2	3	22.22	4.50	33.33	2.25	0.60	65	-	6.9	10
Total	9	2	3	22.22	4.50	33.33	2.25					

RACE ENTRIES

RACE FORM
 Show Sectionals

Date	Race / Conditions	Wgt	DR	RS	Race Outcome	Jockey	Trainer	OR	RP	TS	R	W%	P%
27 Nov 20	STH 5St Cl5Hc.3K	8-9	7	U	5/6 2 3/4, Slowmo[16/1]8-12 bl	Harrison Shaw	Mrs L Williamson	56	53	25	14	7%	29%
15 Nov 20	STH 5St Cl5Hc.3K	8-8	6	U	5/7 3 1/2l, Tom Tulliver[12/1]9-2 bl	Harrison Shaw	Mrs L Williamson	56	51	36	16	0%	31%
08 Oct 20	STH 5St Cl5Hc.3K	8-9	13	P	8/14 4 3/4, Queen Of Kalahari[40/1]9-3 bl	Harrison Shaw	Mrs L Williamson	65	56	34	48	4%	25%
03 Mar 20	STH 5St Cl5Hc.3K	9-0	5	P	1/7 1 1/4l, Moveonup[9/2]9-2 bl	Harrison Shaw	Mrs L Williamson	64	73	67	62	6%	21%
20 Feb 20	STH 5St Cl5Hc.3K	8-4	3	P	1/6 Moveonup[7/1]8-4 bl	Harrison Shaw	Mrs L Williamson	61	69	64	68	6%	19%
05 Feb 20	STH 5St Cl5Hc.3K	8-0	4	L	3/6 2 1/4l, Mulzim[6/1]9-5 bl	Elisha Whittington	Mrs L Williamson	61	63	29	55	9%	24%
28 Jan 20	STH 5St Cl5Hc.3K	8-10	2	P	2/7 3 3/4l, Mulzim[7/2]9-5 bl	Ben Curtis	Mrs L Williamson	59	61	48	79	14%	33%
01 Jan 20	STH 5St Cl5Hc.3K	8-7	6	P	4/7 5l, Zapper Cass[10/1]9-7 bl	Luke Morris	Mrs L Williamson	58	53	43	72	17%	32%
10 Oct 19	STH 5St Cl5Hc.3K	8-6	5	L	7/12 4 1/4l, Samovar[5/1]9-3 bl	Seamus Cronin	Mrs L Williamson	64	57	25	153	7%	29%

We can now see that under such conditions, Red Stripes has two wins and one further place, from nine starts.

This is an immensely powerful weapon within the Gold armoury. If you're not currently using it, you should be!

Don't have access to the most cutting-edge form tools in UK today? [Claim your trial here](#)

Full Form: Enhanced Chart

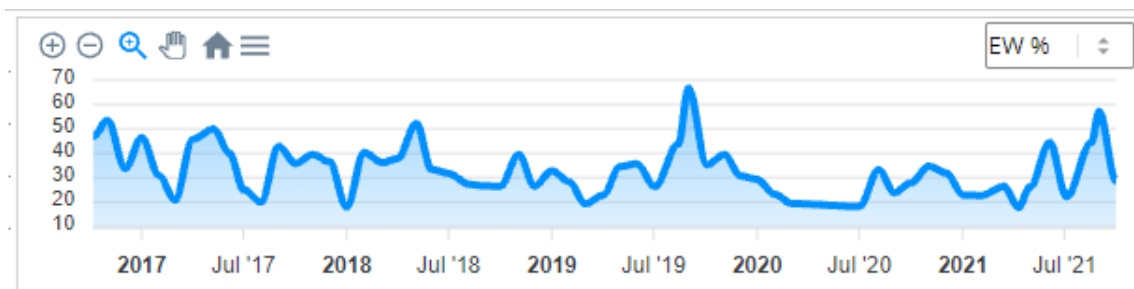
As of October 2021, there is now a broader range of chart variables and a more configurable chart visual.

For all of horse, trainer, jockey, sire and dam, the following variables may be charted:

- Win %
- Each way (EW) %
- Win Profit/Loss (PL)
- EW PL
- Betfair SP PL
- Percentage of rivals beaten (PRB)

Additionally, for horse only, three ratings may be charted over time:

- Official Rating (OR)
- Racing Post Rating (RPR)
- Topspeed Rating (TS)



Users may select any of the options within the 'Filters' section to further refine the data presented within the chart area.

Hovering over an area of the chart reveals the data relating to that point:

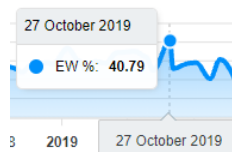








Chart Controls

In the top left of the chart is a series of controls, as follows:

-  **Zoom in**
-  **Zoom Out**
-  **Zoom Control**
-  **Pan (hold left mouse to scroll around chart)**
-  **Reset zoom**
-  **Print output to SVG, PNG or CSV file formats**

Don't have access to the most cutting-edge form tools in UK today? [Claim your trial here](#)

Full Form: Draw and Run Style Columns

New in November 2018 are two columns in the full form history. These are DR and RS, which stand for Draw and Run Style. These help to understand whether a horse has a particular pace setup requirement; and can also assist in identifying horses which were favoured or unfavoured by the draw in a given run.

Here's is Red Stripes' form, filtered by wins and places only (at Southwell, Class 5, 5f). We can see that all placed efforts were in small fields, and all were when he raced prominently (P). Indeed, he might be at his best when able to track the pace, judging by his performance with a 'P' run style comment.

Other RS notations are L (led), M (midfield), H (held up), and U (ungraded – insufficient information to draw a run style conclusion).

RESET
FILTERS

Race / Form Characteristics

ALL FLAT AW FLAT + AW HDL CHS ALL NH

ALL HCAP NON-HCAP PROXIMITY FORM

ALL 60+ DAYS 10- DAYS

TODAY'S HEADGEAR AGE

ALL WINS PLACES UNPLACED

Date Range

30 DAYS 90 DAYS 1 YEAR 2 YEARS 5 YEARS 2009+

FROM TO

SEASONS TO

Race Conditions

ALL GOING DISTANCE CLASS JOCKEY TRAINER TODAY

Course Characteristics

ALL COURSE DIRECTION PROFILE GENERAL CONFIG SPECIFIC CONFIG

RACE RECORD

Type	Runs	Wins	Places	Win%	Win PL	EW%	EW PL	PRB	HiOR	OR	Win EK	Total EK
Flat All-Weather	3	2	3	66.67	10.50	100.00	14.25	0.94	64	-	6.9	7.9
Total	3	2	3	66.67	10.50	100.00	14.25					

RACE ENTRIES

RACE FORM

Show Sectionals

Date	Race / Conditions	Wgt	DR	RS	Race Outcome	Jockey	Trainer	OR	RP	TS	R	W%	P%
03 Mar 20	STH 5St Cl5Hc,3K	9-0	5	P	1/7 1 1/4l, Moveonup[9/2]9-2 bl	Harrison Shaw	Mrs L Williamson	64	73	67	62	6%	21%
20 Feb 20	STH 5St Cl5Hc,3K	8-4	3	P	1/6 Moveonup[7/1]8-4 bl	Harrison Shaw	Mrs L Williamson	61	69	64	68	6%	19%
28 Jan 20	STH 5St Cl5Hc,3K	8-10	2	P	2/7 3 3/4l, Mulzim[7/2]9-5 bl	Ben Curtis	Mrs L Williamson	59	61	48	79	14%	33%

Since late 2024, there is also a video replay link for every UK/Irish race.

Px	Date	Video	Race / Condition
●	28 Nov 24	📺	MUS 24GS Cl3
●	13 Nov 24	📺	AYR 20Gd Cl4

Don't have access to the most cutting-edge form tools in UK today? [Claim your trial here](#)

Full Form: Layoff bars

It is not much easier to see when a horse has had time off with the inclusion (in November 2018) of 'layoff bars'. The thicker the bar, the longer the layoff, as can be seen in the example below. Horses with a 60+ day layoff will be shown in this way.

RACE FORM												
Date	Race / Conditions	Wgt	DR	RS	Race Outcome	Jockey	Trainer	OR	R	W	P	W% P%
12 Aug 18	WDR 5Gd Cl5Hc,4K	9-12	6	P	3/8 3 1/2l, Tylery Wonder[4/1]9-11	Ben Curtis	J Gallagher	74	20	0	4	0% 20%
02 Aug 18	NOT 5Gd Cl5Hc,4K	9-10	2	P	3/6 3 1/2l, Classic Pursuit[15/2]9-2	Ben Curtis	J Gallagher	75	18	3	7	17% 39%
318 DAY BREAK												
18 Sep 17	BRI 6Gd Cl4Hc,5K	9-7	3	L	3/6 2 3/4l, Marie Of Lyon[4/1]9-6	Kieran Shoemark	J Gallagher	78	55	5	15	9% 27%
09 Sep 17	ASC 55ft Cl3Hc,10K	8-12	1	L	7/10 3 1/2l, Pettochside[16/1]8-10	Joey Haynes	J Gallagher	81	118	7	27	6% 23%
18 Aug 17	NBY 55ft Cl4Hc,5K	9-3	3	P	5/6 4 1/4l, Under The Covers[9/1]9-3	George Buckell	J Gallagher	83	62	10	18	16% 29%
68 DAY BREAK												
11 Jun 17	GOO 5GS Cl4Hc,6K	9-2	8	L	7/8 7 1/4l, Zac Brown[11/2]8-6	George Buckell	J Gallagher	85	108	13	34	12% 31%
20 May 17	THI 55ft Cl2Hc,13K	8-7	1	L	2/7 2l, Kickboxer[20/1]9-2	Joey Haynes	J Gallagher	86	80	7	16	9% 20%
217 DAY BREAK												
15 Oct 16	CAT 55ft Cl2Hc,16K	8-7	6	P	8/13 11l, Ocean Sheridan[20/1]8-9	Ben Curtis	J Gallagher	85	218	23	63	11% 29%
16 Sep 16	AYR 5GS Cl4Hc,6K	9-5	6	P	16/21 7l, Lincoln[12/1]9-7	Michael J M Murphy	J Gallagher	83	307	24	92	8% 30%
06 Aug 16	AYR 5GS Cl4Hc,5K	9-8	6	P	4/10 1 1/4l, Invincible Ridge[9/2]9-6	Michael J M Murphy	J Gallagher	83	229	25	71	11% 31%
01 Jul 16	SAN 55ft Cl3Hc,7K	8-9	2	P	1/8 1/2l, Union Rose[7/2]9-12	Michael J M Murphy	J Gallagher	78	110	8	23	7% 21%
12 Jun 16	SAL 5Gd Cl4Hc,5K	9-4	4	M	3/7 1/2l, A Momentofmadness[7/1]9-10	Michael J M Murphy	J Gallagher	78	106	10	28	9% 26%
22 May 16	NOT 5Gd Cl3Hc,10K	8-2	7	P	6/7 2 3/4l, Tangerine Trees[3/1]8-11	P C O'Donnell	J Gallagher	81	117	8	28	7% 24%
22 Apr 16	DON 5GS Cl4Hc,5K	8-4	3	P	1/11 1l, Pensax Lad[15/8F]8-8	P C O'Donnell	J Gallagher	72	240	24	76	10% 32%
14 Apr 16	RIP 5Hy Cl4 ApHc,5K	8-11	9	M	1/12 1/4l, Dominate[9/1]9-2	Jordan Uys	J Gallagher	72	209	22	55	11% 26%
182 DAY BREAK												
15 Oct 15	BRI 5GS Cl5Hc,3K	9-2	7	P	4/12 1 1/2l, King Crimson[7/2F]9-3	Michael J M Murphy	J Gallagher	73	308	34	98	11% 32%
16 Sep 15	SAN 5GS Cl5Hc,3K	9-6	1	P	2/9 2l, Threave[9/2]9-5	Ben Curtis	J Gallagher	73	148	15	40	10% 27%

Full Form: Proximity Form

A further enhancement of the Full Form tab is 'Proximity Form'.

This tries to gauge the merit of a horse's form in terms of beaten distance, as opposed to finishing position. As you'll no doubt know, a horse can be a head second or a 10 length second – should we assume both runs to be of equal merit? Equally, a horse can be a 10 length 7th or a 2 length 7th.

The point is to flag performances which may have been better, or worse, than the finishing position suggests.

Green is "won or within 0.25 lengths/furlong of the winner", amber is "between 0.26 and 0.75 lengths/furlong behind the winner", and red is "more than 0.75 lengths/furlong behind the winner, or failed to complete".

Here's how it looks. Hovering over a 'traffic light' will display the beaten distance per furlong and, in brackets, the race beaten distance / race distance in furlongs.

As of November 2021, Proximity Form can be switched on for all races from the Racecard Options section on your My Geegeez page.

FILTERS RESET

Race / Form Characteristics

ALL FLAT AW FLAT+AW HDL CHS ALL NH
 ALL HCAP NON-HC PROXIMITY FORM
 ALL 60+ DAYS 10- DAYS
 TODAY'S HEADGEAR AGE
 ALL WINS PLACES UNPLACED

Date Range

30 DAYS 90 DAYS 1 YEAR 2 YEARS 5 YEARS 2009+
 FROM TO
 SEASONS TO

Race Conditions

ALL GOING DISTANCE CLASS JOCKEY TRAINER TODAY

Course Characteristics

ALL COURSE DIRECTION PROFILE GENERAL CONFIG SPECIFIC CONFIG

RACE RECORD

Type	Runs	Wins	Places	Win%	Win PL	EW%	EW PL	PRB	HiOR	OR	Win EK	Total EK
Flat All-Weather	9	2	3	22.22	4.50	33.33	2.25	0.60	65	-	6.9	10
Total	9	2	3	22.22	4.50	33.33	2.25					

RACE ENTRIES

RACE FORM

Show Sectionals

Px	Date	Race / Conditions	Wgt	DR	RS	Race Outcome	Jockey	Trainer	OR	RP	TS	R	W%	P%
●	27 Nov 20	STH 5St Cl5Hc.3K	8-9	7	U	5/6 2 3/4, Slowmo[16/1]8-12 bl	Harrison Shaw	Mrs L Williamson	56	53	25	14	7%	29%
●	15 Nov 20	STH 5St Cl5Hc.3K	8-8	6	U	5/7 3 1/2, Tom Tulliver[12/1]9-2 bl	Harrison Shaw	Mrs L Williamson	56	51	36	16	0%	31%
●	08 Oct 20	STH 5St Cl5Hc.3K	8-9	13	P	8/14 4 3/4, Queen Of Kalahari[40/1]9-3 bl	Harrison Shaw	Mrs L Williamson	65	56	34	48	4%	25%
●	03 Mar 20	STH 5St Cl5Hc.3K	9-0	5	P	1/7 1 1/4, Moveonup[9/2]9-2 bl	Harrison Shaw	Mrs L Williamson	64	73	67	62	6%	21%
●	045 (2.25 / 4.97)	STH 5St Cl5Hc.3K	8-4	3	P	1/6 Moveonup[7/1]8-4 bl	Harrison Shaw	Mrs L Williamson	61	69	64	68	6%	19%
●	05 Feb 20	STH 5St Cl5Hc.3K	8-0	4	L	3/7 2 1/4, Mulzim[6/1]9-5 bl	Elisha Whittington	Mrs L Williamson	61	63	29	55	9%	24%
●	28 Jan 20	STH 5St Cl5Hc.3K	8-10	2	P	2/7 3 3/4, Mulzim[7/2]9-5 bl	Ben Curtis	Mrs L Williamson	59	61	48	79	14%	33%
●	01 Jan 20	STH 5St Cl5Hc.3K	8-7	6	P	4/7 5l, Zapper Cass[10/1]9-7 bl	Luke Morris	Mrs L Williamson	58	53	43	72	17%	32%
●	10 Oct 19	STH 5St Cl5Hc.3K	8-6	5	L	7/12 4 1/4, Samovar[5/1]9-3 bl	Seamus Cronin	Mrs L Williamson	64	57	25	153	7%	29%

Don't have access to the most cutting-edge form tools in UK today? [Claim your trial here](#)

Full Form: Additional Ratings

As of March 2019, Geegeez Gold publishes Racing Post Ratings (RP) and TopSpeed (TS) ratings as well as the Official Rating (OR) in the Race Record block of FULL FORM.

As of April 2019, Gold allows users to store their own ratings (R1, not shown in this image).

As of February 2020, users may display sectional upgrade figures (UP, not shown in this image).

As of May 2023, users may display BHA Performance Ratings (PR, not shown in this image). [More information on BHA Performance figures can be found here](#). **NB Some of these ratings must be 'turned on' via your My Geegeez 'Racecard Options' page.**

Users may elect to display any or all of those ratings within Full Form by selecting or de-selecting them from the Racecard Options section on My Geegeez.

RACE FORM													
<input type="checkbox"/> Show Sectionals													
Date	Race / Conditions	Wgt	DR	RS	Race Outcome	Jockey	Trainer	OR	RP	TS	R	W%	P%
27 Nov 20	STH 5St Cl5Hc,3K	8-9	7	U	5/6 2 3/4l, Slowmo[16/1]8-12 bl	Harrison Shaw	Mrs L Williamson	56	53	25	14	7%	29%
15 Nov 20	STH 5St Cl5Hc,3K	8-8	6	U	5/7 3 1/2l, Tom Tulliver[12/1]9-2 bl	Harrison Shaw	Mrs L Williamson	56	51	36	16	0%	31%
08 Oct 20	STH 5St Cl5Hc,3K	8-9	13	P	8/14 4 3/4l, Queen Of Kalahari[40/1]9-3 bl	Harrison Shaw	Mrs L Williamson	65	56	34	48	4%	25%
03 Mar 20	STH 5St Cl5Hc,3K	9-0	5	P	1/7 1 1/4l, Moveonup[9/2]9-2 bl	Harrison Shaw	Mrs L Williamson	64	73	67	62	6%	21%
20 Feb 20	STH 5St Cl5Hc,3K	8-4	3	P	1/6 Moveonup[7/1]8-4 bl	Harrison Shaw	Mrs L Williamson	61	69	64	68	6%	19%
05 Feb 20	STH 5St Cl5Hc,3K	8-0	4	L	3/6 2 1/4l, Mulzim[6/1]9-5 bl	Elisha Whittington	Mrs L Williamson	61	63	29	55	9%	24%
28 Jan 20	STH 5St Cl5Hc,3K	8-10	2	P	2/7 3 3/4l, Mulzim[7/2]9-5 bl	Ben Curtis	Mrs L Williamson	59	61	48	79	14%	33%
01 Jan 20	STH 5St Cl5Hc,3K	8-7	6	P	4/7 5l, Zapper Cass[10/1]9-7 bl	Luke Morris	Mrs L Williamson	58	53	43	72	17%	32%
10 Oct 19	STH 5St Cl5Hc,3K	8-6	5	L	7/12 4 1/4l, Samovar[5/1]9-3 bl	Seamus Cronin	Mrs L Williamson	64	57	25	153	7%	29%

Full Form: Column Sortation

As of August 2019, users may now sort a horse's race form by most of the column headings. For example, in the image below, the race form has been sorted by Racing Post Rating (RP).

Users may sort by all columns except 'Race/Conditions'.

Date	Race / Conditions	Wgt	DR	RS	Race Outcome	Jockey	Trainer	OR	RP	TS	R	W%	P%
13 Mar 20	STH 5St Cl4Hc,5K	8-9	4	L	2/7 3/4l, Exalted Angel[7/2]9-6 bl	Harrison Shaw	Mrs L Williamson	68	74	47	64	2%	23%
03 Mar 20	STH 5St Cl5Hc,3K	9-0	5	P	1/7 1 1/4l, Moveonup[9/2]9-2 bl	Harrison Shaw	Mrs L Williamson	64	73	67	62	6%	21%
18 Jul 20	HAY 5St Cl4Hc,5K	8-5	6	L	2/12 1/4l, Gamesome[11/1]8-0 bl	Harrison Shaw	Mrs L Williamson	65	71	58	79	10%	33%
01 Jul 20	MUS 5Gd Cl5Hc,3K	8-9	4	L	2/5 1/2l, Primo's Comet[7/1]9-3 bl	Harrison Shaw	Mrs L Williamson	64	70	66	47	6%	26%
20 Feb 20	STH 5St Cl5Hc,3K	8-4	3	P	1/6 Moveonup[7/1]8-4 bl	Harrison Shaw	Mrs L Williamson	61	69	64	68	6%	19%
12 Jul 20	HAM 5GS Cl5Hc,3K	9-1	8	P	4/9 3/4l, Marietta Robusti[16/1]9-1 bl	Harrison Shaw	Mrs L Williamson	65	69	52	46	4%	17%
28 Sep 19	Cfd 5St Cl6Hc,3K	8-12	1	L	1/10 3/4l, Poeta Brasileiro[6/1]8-12 bl	Seamus Cronin	Mrs L Williamson	61	68	65	125	9%	30%
08 May 19	STH 5St Cl6Hc,3K	8-12	7	L	1/11 2 1/2l, Skyva[4/1]8-12 bl	Seamus Cronin	Mrs L Williamson	56	66	56	129	5%	27%
03 Dec 19	WOL 5St Cl4Hc,5K	8-0	4	L	5/10 4l, Lomu[40/1]9-6 bl	Elisha Whittington	Mrs L Williamson	66	65	53	132	15%	36%
12 Feb 20	STH 5St Cl6Hc,3K	9-4	5	L	3/8 1/4l, Piazon[11/4F]8-12 bl	Jason Hart	Mrs L Williamson	59	65	59	74	7%	26%
15 Jan 20	STH 5St Cl6Hc,3K	9-3	5	L	1/11 1/2l, Final Legacy[7/2]8-7 bl	Charles Bishop	Mrs L Williamson	56	63	59	82	7%	24%
05 Feb 20	STH 5St Cl5Hc,3K	8-0	4	L	3/6 2 1/4l, Mulzim[6/1]9-5 bl	Elisha Whittington	Mrs L Williamson	61	63	29	55	9%	24%
03 Apr 19	STH 5St Cl6Hc,3K	8-6	7	L	1/8 1/4l, Honey Gg[4/1]9-0 bl	Seamus Cronin	Mrs L Williamson	55	62	14	149	8%	30%
03 Sep 19	CAT 5Gd Cl5Hc,4K	8-7	9	P	3/9 1/2l, Landing Night[7/1]9-7 bl	Gavin Ashton	Mrs L Williamson	59	62	48	127	10%	27%
12 Jul 19	CHS 6Gd Cl4Hc,6K	8-3	13	L	3/13 2l, Poweralld[66/1]9-8 bl	Andrew Mullen	Mrs L Williamson	62	62	55	205	9%	25%
28 Jan 20	STH 5St Cl5Hc,3K	8-10	2	P	2/7 3 3/4l, Mulzim[7/2]9-5 bl	Ben Curtis	Mrs L Williamson	59	61	48	79	14%	33%
25 Aug 19	GOO 5Gd Cl5Hc,5K	8-7	3	P	1/6 1/4l, Zac Brown[3/1]10-2 bl	Gavin Ashton	Mrs L Williamson	55	61	59	91	9%	31%
28 Jun 20	HAM 5St Cl5Hc,3K	8-6	2	P	4/5 3l, Quanah[25/1]9-0 bl	Gavin Ashton	Mrs L Williamson	64	61	53	49	10%	24%
04 Jun 19	NCS 5St Cl6Hc,3K	9-4	10	L	3/10 2l, Decision Maker[5/1]8-13 bl	P J Mcdonald	Mrs L Williamson	61	61	57	164	10%	33%

Don't have access to the most cutting-edge form tools in UK today? [Claim your trial here](#)

Full Form: Surface Filter

As of December 2021, users may now view form 'by surface'. This is especially useful to understand how a horse (or sire or trainer or jockey) has performed on a specific all-weather surface type.

Night On Earth HORSE JOCKEY TRAINER SIRE DAM

Night On Earth (Jason Watson, M Appleby) ▾

RUNNER DETAILS

FILTERS RESET

Race / Form Characteristics

ALL FLAT AW FLAT + AW HDL CHS ALL NH
 ALL HCAP NON-HCAP PROXIMITY FORM
 ALL 60+ DAYS 10- DAYS
 TODAY'S HEADGEAR AGE
 ALL WINS PLACES UNPLACED

Date Range

30 DAYS 90 DAYS 1 YEAR 2 YEARS 5 YEARS 2009+
 FROM TO
 SEASON TO

Race Conditions

ALL GOING DISTANCE CLASS JOCKEY TRAINER TODAY

Course Characteristics

ALL COURSE DIRECTION SURFACE PROFILE GENERAL CONFIG SPECIFIC CONFIG

RACE RECORD

Code	Runs	Wins	Places	Win%	Win PL	EW%	EW PL	PRB	HiOR	OR	Win £K	Total £K
Flat All-Weather	3	2	3	66.67	2.28	100.00	3.70	0.96	83	-	12.5	14.6
Total	3	2	3	66.67	2.28	100.00	3.70	0.96			12.5	14.6

RACE ENTRIES

RACE FORM

Show Sectionals

Px	Date	Race / Conditions	Wgt	DR	RS	Race Outcome	Jockey	Trainer	OR	RP	TS	UP	R	W%	P%
●	29 Nov 21	WOL 5st C13Hc,6K	9-3	4	M	1/4 1 1/4l, Marnie James[8/15F]9-2 h	Jason Watson	M Appleby	83	91	57	2	0	0%	0%
●	12 Nov 21	NCS 5st C13Hc,6K	8-11	9	M	1/12 1/2l, Phoenix Star[11/4F]8-8 h	Silvestre De Sousa	M Appleby	80	88	83	0	9	11%	22%
●	01 Nov 21	WOL 5st C14Hc,5K	9-7	6	U	2/9 1/4l, Red Walls[3/1]8-2 h	Rossa Ryan	M Appleby	80	86	75	0	9	22%	33%

Don't have access to the most cutting-edge form tools in UK today? [Claim your trial here](#)

'PROFILER' Tab

The PROFILER tab, introduced in July 2020, allows users to review the performances of a horse (or trainer or jockey or sire) by up to 16 variables. Further, users may filter against today's race conditions before reviewing the profile information:

17:15 Galway Shopping Centre Handicap (Premier Handicap) 3yo+

Winner: **Enull** Class: **null** Distance: **1m 3f 180y** Runners: **16** Going: **Soft**

CARD
RESULT
FULL FORM
PROFILER
INSTANT EXPERT
PACE
DRAW
ODDS

Halimi
HORSE
JOCKEY
TRAINER
SIRE

RESET

Halimi (Kevin Manning, J Bolger)

FILTERS

Race / Form Characteristics

ALL FLAT AW FLAT + AW HDL CHS ALL NH

ALL HCAP NON-HCAP PROXIMITY FORM

ALL 60+ DAYS 10- DAYS

TODAY'S HEADGEAR AGE

ALL WINS PLACES UNPLACED

Date Range

30 DAYS 90 DAYS 1 YEAR 2 YEARS 5 YEARS 2009+

FROM TO

Race Conditions

ALL GOING DISTANCE CLASS JOCKEY TRAINER TODAY

Course Characteristics

ALL COURSE DIRECTION PROFILE GENERAL CONFIG SPECIFIC CONFIG

+
-

Going	Runs	Wins	Places	Win%	Win PL	EW%	EW PL	ROI
Distance	Runs	Wins	Places	Win%	Win PL	EW%	EW PL	ROI
1m2f	7	1	3	14.29	1.00	42.86	1.30	100.00
1m4f	5	2	5	40.00	6.25	100.00	14.00	32.00
1m5f	1	0	0	0.00	-1.00	0.00	-2.00	0.00
1m6f	2	0	1	0.00	-2.00	50.00	-1.00	0.00
1m7f	1	0	1	0.00	-1.00	100.00	-0.30	0.00
Class	Runs	Wins	Places	Win%	Win PL	EW%	EW PL	ROI
1	1	0	0	0.00	-1.00	0.00	-2.00	0.00
2	7	0	4	0.00	-7.00	57.14	-3.40	0.00
3	2	2	2	100.00	14.00	100.00	16.80	14.29
4	6	1	4	16.67	-2.75	66.67	0.60	-36.36
Course	Runs	Wins	Places	Win%	Win PL	EW%	EW PL	ROI
Cork	1	0	1	0.00	-1.00	100.00	0.40	0.00
Curragh	2	1	2	50.00	1.25	100.00	3.20	80.00
Down Royal	1	0	0	0.00	-1.00	0.00	-2.00	0.00
Galway	1	1	1	100.00	7.00	100.00	8.40	14.29
Killarney	1	0	0	0.00	-1.00	0.00	-2.00	0.00
Leopardstown	2	0	2	0.00	-2.00	100.00	0.20	0.00
Listowel	1	0	1	0.00	-1.00	100.00	0.60	0.00
Naas	5	1	2	20.00	3.00	40.00	3.40	33.33
Navan	1	0	0	0.00	-1.00	0.00	-2.00	0.00
Tipperary	1	0	1	0.00	-1.00	100.00	1.80	0.00
Field	Runs	Wins	Places	Win%	Win PL	EW%	EW PL	ROI
2-7	1	0	0	0.00	-1.00	0.00	-2.00	0.00
8-11	7	2	5	28.57	9.00	71.43	14.90	22.22
12-15	2	1	2	50.00	1.25	100.00	3.20	80.00
16+	6	0	3	0.00	-6.00	50.00	-4.10	0.00

Clicking the '+' button will open all profile sections, while clicking the '-' button will close them. Individual profile sections may be opened by clicking on the dark blue header row.

Where the selected entity has form against a profile element, the relevant row will be displayed in pale blue with a red edge – see 1m4f in the Distance profile above.

Users may select from the race conditions filters in the top area to isolate profile data against those. For instance, clicking the 'Trainer' filter in the top section will be then whittle the profile content down only to runs for this trainer.

This tab is especially useful when reviewing larger data samples, such as trainers, jockeys and sires.

Don't have access to the most cutting-edge form tools in UK today? [Claim your trial here](#)

Profiler Upgrades

In November 2021, a pair of upgrades were introduced to the Profiler tab, as follows:

PRB Column

Each profile table now contains a PRB (percentage of rivals beaten) column on the right hand side:

Distance	Runs	Wins	Places	Win%	Win PL	EW%	EW PL	ROI	PRB
2m	14	5	8	35.71	5.11	57.14	5.00	36.50	0.69
2m1f	3	2	2	66.67	3.12	66.67	3.15	104.00	0.90
2m2f	12	5	7	41.67	2.79	58.33	1.41	23.25	0.70
2m4f	42	8	19	19.05	1.13	45.24	-3.06	2.69	0.65
2m6f	19	1	9	5.26	-15.75	47.37	-9.49	-82.89	0.59
3m	40	7	16	17.50	-10.54	40.00	-12.29	-26.35	0.59
3m2f	28	5	15	17.86	2.60	53.57	8.43	9.29	0.63

This is helpful to see beyond pure win and each way data, especially in smaller sample sizes. A figure greater than 0.55 (55% of rivals beaten) is solid while a number below 0.45 (45% of rivals beaten) may be a cause for concern.

Since March 2025, the profile tables also include Betfair Starting Price profit/loss.

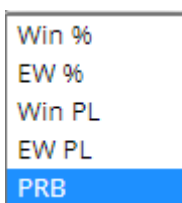
Profiler Charts

All variables on Profiler may now be viewed on a line or bar chart.



The line chart has the same functionality as the one on Full Form – refer to that section for more information on chart features.

Each variable can be viewed in either line or bar versions for the following metrics:



Don't have access to the most cutting-edge form tools in UK today? [Claim your trial here](#)

In April 2022, a further Profiler upgrade was introduced to allow users to view the relevant form lines for any variable, though only within the **HORSE** tab on Profiler.

For example, clicking in the 'Good to Soft' row under 'Going' displays all of the horse's form on good to soft ground.

Going	Runs	Wins	Places	Win%	Win PL	EW%	EW PL	ROI	PRB
Good to Soft	6	3	6	50.00	0.48	100.00	2.88	8.00	0.89

Date	Race / Conditions	Wgt	DR	RS	Race Outcome	Jockey	Trainer	OR	RP	TS	R	W%	P%	R1
20 Mar 22	CHP 19GS Cl3 HdHc,11K	12-0	0	L	2/5 4l, Kissesforkatie[5/2]11-13	Harry Bannister	Miss V Williams	132	130	112	0	0%	0%	
09 Feb 22	LUD 21GS Cl3 HdHc,8K	10-12	0	L	1/6 2 1/4l, Kissesforkatie[11/8F]11-12	Harry Bannister	Miss V Williams	117	124	38	7	29%	71%	
26 May 21	WAR 21GS Cl4 NvHd,3K	10-12	0	P	2/5 4 3/4l, The Wrekin[7/5F]11-7	Robert Dunne	Miss V Williams	124	112	74	20	20%	30%	
09 May 21	LUD 21GS Cl4 NvHd,4K	10-6	0	P	1/5 1 1/4l, In Our Dreams[11/10F]10-12	Robert Dunne	Miss V Williams	-	112	67	29	14%	45%	
23 Mar 21	HUN 16GS 4yCl4 Hd,4K	10-12	0	L	1/5 4 1/4l, Heure De Gloire[EvensF]10-13	Robert Dunne	Miss V Williams	-	112	63	30	17%	33%	
28 Jul 20	AYR 10GS Cl5 Md,3K	9-0	6	M	2/8 1/4l, New Chapter[11/4]9-5	Connor Beasley	M Dods	-	75	53	59	14%	32%	
Soft	6	1	3	16.67	-2.75	50.00	-3.44	-45.83	0.66					
Standard	2	0	1	0.00	-2.00	50.00	-2.00	-100.00	0.73					
Standard / Slow	1	1	1	100.00	4.00	100.00	5.00	400.00	1.00					

Don't have access to the most cutting-edge form tools in UK today? [Claim your trial here](#)

‘INSTANT EXPERT’ Tab

The INSTANT EXPERT Report is by far the most popular tab in the geegeez racecards. The reason? Its ability to condense the entire form profile of every runner in the race into a single, easily digestible, view.

The report covers the form in terms of wins (or places), runs, and win (or place) percentage for each of going, class, course, distance, and field size. It also compares today’s official rating with the horse’s last winning official rating.

The display is colour coded: green for a higher percentage rate, amber for a middling percentage, and red for a low percentage. Horses with no form under a certain condition have grey figures.

IMPORTANT NOTE: Where a horse has no UK/Irish form – i.e. it is having its first run in Britain or Ireland under Rules – ***it will not show up on Instant Expert at all.***

Here’s an example:

Lingfield Park

12:10 12:45 13:20 **13:55** 14:25 15:00 15:30

28-November-2019 13:55 Betway Heed Your Hunch Handicap (0-95) (3) 3yo+

Winner: £7246.00 Class: 3 Distance: 1m 2f Runners: 8 Going: Standard																						
CARD		RESULT	FULL FORM	INSTANT EXPERT	PACE	DRAW	ODDS															
Horse																						
#	Dr	Name	Odds	TS	Going			Class			Course			Distance			Field			Rating		
					R	W	%	R	W	%	R	W	%	R	W	%	R	W	%	T	L	D
1	1	LAWN RANGER	8/1	75	5	1	20	2	0	0	1	1	100	0	0	0	6	1	17	93	0	-93
2	4	STAMFORD RAFFLES	25/1	17	9	3	33	2	0	0	1	0	0	1	0	0	6	3	50	90	84	-6
3	7	TIME CHANGE	8/1	27	0	0	0	0	0	0	0	0	0	1	0	0	1	0	0	90	0	-90
4	5	UNIVERSAL GLEAM	5/1	82	6	1	17	2	1	50	2	0	0	1	0	0	4	1	25	89	0	-89
5	2	MR SCARAMANGA	16/1	50	22	2	9	7	1	14	17	2	12	4	0	0	12	1	8	87	87	0
6	8	EL GHAZWANI	13/8	98	11	6	55	6	3	50	6	6	100	11	6	55	8	2	25	86	90	4
7	3	MICHELE STROGOFF	10/1	84	32	2	6	13	1	8	5	0	0	9	0	0	13	2	15	85	87	2
8	6	SKY DEFENDER	9/2	0	4	1	25	3	1	33	3	1	33	3	1	33	1	0	0	85	0	-85

Don't have access to the most cutting-edge form tools in UK today? [Claim your trial here](#)

The Instant Expert has a fair degree of flexibility built into it. As you can see in the image below, users can elect to review the win or place form.

HINT: Looking at place form gives a wider view of the horses' overall performance in the context of today's race conditions.

Beverley 14:00 14:30 15:00 **15:30** 16:00 16:30 17:00
 15:30 James "Doug" Norris Is 60 Today Handicap (0-85) (4) 4yo+

Winner: **£6301.00** Class: **4** Distance: **1m 100y** Runners: **13** Going: **Good to Firm**

CARD RESULT FULL FORM **INSTANT EXPERT** PACE DRAW BETA ODDS

Win Place
 From: Good/Firm Class 4 1m 12-15
 To: Good/Firm Class 4 1m 1f 12-15
 Going Class Course Distance Field Rating

#	Name	Odds	SR	R			W			%			R			W			%			T	L	D
				R	W	%	R	W	%	R	W	%	R	W	%	R	W	%	R	W	%			

View data by win or placed form
View past performance against ranges of going, class, distance and/or field size
All columns are sortable, allowing focus on the form elements most important to you

And the Instant Expert features 'ranges', meaning you can search based on the variables you want. So, for example, if the going was officially good, but there had been some persistent rain, you might change the range to look at form 'From Good' 'To Good To Soft'.

Also, if the race was at an intermediate or rarely run distance – say one mile half a furlong, as in this case – you might look at a range of distances from one mile to one mile and a furlong.

This is all at the users' discretion, and the defaults will always be set to today's advertised race conditions.

Using the race example above, I've sorted on 'Course %'.

Lingfield Park 12:10 12:45 13:20 **13:55** 14:25 15:00 15:30
 28-November-2019 13:55 Betway Heed Your Hunch Handicap (0-95) (3) 3yo+

Winner: **£7246.00** Class: **3** Distance: **1m 2f** Runners: **8** Going: **Standard**

CARD RESULT FULL FORM **INSTANT EXPERT** PACE DRAW ODDS

Horse: Standard Class 3 1m 2f 8-11 All Hcap
 Standard Class 3 1m 2f 8-11 AW

#	Dr	Name	Odds	TS	Going			Class			Course			Distance			Field			Rating		
1	1	LAWN RANGER	8/1	75	5	1	20	2	0	0	1	1	100	0	0	0	6	1	17	93	0	-93
6	8	EL GHAZWANI	13/8	98	11	6	55	6	3	50	6	6	100	11	6	55	8	2	25	86	90	4
8	6	SKY DEFENDER	9/2	0	4	1	25	3	1	33	3	1	33	3	1	33	1	0	0	85	0	-85
5	2	MR SCARAMANGA	16/1	50	22	2	9	7	1	14	17	2	12	4	0	0	12	1	8	87	87	0
2	4	STAMFORD RAFFLES	25/1	17	9	3	33	2	0	0	1	0	0	1	0	0	6	3	50	90	84	-6
3	7	TIME CHANGE	8/1	27	0	0	0	0	0	0	0	0	0	1	0	0	1	0	0	90	0	-90
4	5	UNIVERSAL GLEAM	5/1	82	6	1	17	2	1	50	2	0	0	1	0	0	4	1	25	89	0	-89
7	3	MICHELE STROGOFF	10/1	84	32	2	6	13	1	8	5	0	0	9	0	0	13	2	15	85	87	2

Don't have access to the most cutting-edge form tools in UK today? [Claim your trial here](#)

The Instant Expert has two additional features, as highlighted in the image below.

Wolverhampton 17:00 17:30 18:00 18:30 19:00 **19:30** 20:00 20:30
 19:30 Betway Classified Claiming Stakes (0-70) (6) 4-6yo

Winner: **£2782.00** Class: **6** Distance: **1m 1f 104y** Runners: **7** Going: **Standard**

CARD RESULT FULL FORM **INSTANT EXPERT** PACE DRAW ODDS

Horse Standard Class 6 1m 1f 2-7 All Hcap
 Win Place Standard Class 6 1m 1f 2-7 AW
 All 5yr 2yr 1yr

Dr	Name	Odds	TS	Going			Class			Course			Distance			Field			Rating		
				R	P	%	R	P	%	R	P	%	R	P	%	R	P	%	T	L	D
X 1	7 RED GUNNER	7/1	68	17	6	35	14	4	29	9	3	33	5	2	40	4	1	25	62	55	-7
X 2	2 WINDSOR CROSS	7/2	72	10	4	40	1	1	100	1	0	0	1	0	0	6	2	33	65	79	14
X 3	6 BOND ANGEL	9/2	65	20	11	55	14	9	64	3	0	0	2	0	0	4	3	75	68	68	0
X 4	5 DAWN TREADER	22/1	80	2	2	100	2	2	100	0	0	0	0	0	0	0	0	0	62	0	-62
X 5	3 DEBBONAIR	15/8	64	6	2	33	1	1	100	1	0	0	0	0	0	3	0	0	66	64	-2
X 6	4 JACK BERRY HOUSE	11/2	77	6	1	17	3	0	0	0	0	0	0	0	0	0	0	0	62	0	-62
X 7	1 LOPE DE LOOP	250/1	32	13	0	0	3	0	0	11	0	0	3	0	0	4	0	0	40	0	-40

The red 'x' column can be used to eliminate horses from consideration. This column aligns with the same icons on the main 'card' tab, meaning that eliminations or reinstatements on Instant Expert are replicated on the Card, and vice versa. This is a handy shortlisting feature.

The SR/TS/RPR* column adds selected ratings to Instant Expert. This helps when reviewing a horse's form profile for a race, by factoring in whether the horse may be quick enough to be competitive.

In this example we can see that Causey Arch is top-rated on SR, and also has the best form profile for the race.

*Users may select on their My Geegeez page which rating is displayed on Instant Expert.

Instant Expert Upgrades

As of April 2018, users now have greater control over the data viewed within Instant Expert. Additional buttons and dropdowns have been added for date range, race code and race type (i.e. handicaps only, or all races).

The screenshot shows a filter bar with the following elements:

- Horse**: dropdown menu
- Standard**: dropdown menu
- Class 3**: dropdown menu
- 1m 2f**: dropdown menu
- 8-11**: dropdown menu
- All**: radio button
- Hcap**: radio button
- Win**: radio button
- Place**: radio button
- All**: radio button
- 5yr**: radio button
- 2yr**: radio button
- 1yr**: radio button
- Standard**: dropdown menu
- Class 3**: dropdown menu
- 1m 2f**: dropdown menu
- 8-11**: dropdown menu
- AW**: dropdown menu

Users may opt to define each parameter from race to race or, alternatively, preferences can be expressed in a new area of the My Geegeez page:

Options

- ▶ Today's Tracked Engagements (10)
- ▶ My Tracker Options
- ▼ Race Card Options

Odds Display: Fractional Decimal

Instant Expert

Date Range: All 5yr 2yr 1yr

Hcap Default: All Hcap/All (Contextual)

Race Type Default: All Types Contextual

UPDATE

Instant Expert for Trainers, Jockeys & Sires

In response to user requests, In January 2019 we introduced an extension to Instant Expert that covers the relevant form of trainers, jockeys and sires, as well as horses.

The default view remains the horse form view, and users not interested in the new elements need do nothing.

To view the relevant form of other entities, select them from the dropdown top left:

Lingfield Park 12:10 12:45 13:20 **13:55** 14:25 15:00 15:30
 28-November-2019 13:55 Betway Heed Your Hunch Handicap (0-95) (3) 3yo+

Winner: **£7246.00** Class: **3** Distance: **1m 2f** Runners: **8** Going: **Standard**

CARD RESULT FULL FORM **INSTANT EXPERT** PACE DRAW ODDS

Trainer Standard Class 3 1m 2f 8-11 All Hcap
 Standard Class 3 1m 2f 8-11 AW

Win Place
 All 5yr 2yr 1yr

#	Dr	Name	Odds	TS	Going			Class			Course			Distance			Field			Rating		
					R	W	%	R	W	%	R	W	%	R	W	%	R	W	%	T	L	D
1	1	M ATTWATER	8/1	75	86	5	6	6	0	0	44	2	5	13	1	8	54	2	4	93	0	-93
2	4	JANE CHAPPLE-HYAM	25/1	17	68	10	15	7	2	29	19	3	16	4	0	0	44	6	14	90	84	-6
3	7	R BECKETT	8/1	27	42	7	17	9	0	0	13	0	0	6	0	0	29	6	21	90	0	-90
4	5	K DALGLEISH	5/1	82	108	16	15	20	4	20	9	1	11	11	1	9	60	12	20	89	0	-89
5	2	S DOW	16/1	50	99	11	11	10	1	10	56	7	13	13	2	15	61	7	11	87	87	0
6	8	H PALMER	13/8	98	50	7	14	14	3	21	13	5	38	13	3	23	40	4	10	86	90	4
7	3	M APPLEBY	10/1	84	411	36	9	35	6	17	45	4	9	32	1	3	228	15	7	85	87	2
8	6	M JOHNSTON	9/2	0	174	23	13	23	3	13	30	5	17	24	3	13	94	9	10	85	0	-85

The rating data relates to the HORSE, whereas all other data (Going, Class, Course, Distance, Field Size) relate to the selected entity (i.e. horse, trainer, jockey, sire)

NOTE: For trainer, jockey and sire form in Instant Expert, there is **a maximum of two years'** worth of data available. This is due to performance constraints associated with some very large sample sizes.

We also use a different scale for colour coding for trainers, jockeys and sires, as per the below. These are based upon even splits of all qualifying trainers, jockeys and sires with over 100 runners in the last two years. The colour/percentage breakdown for win and place can be seen below.

Entity	Win/Place	Green	Amber	Red
Horse	Win	33% +	15-32.99%	less than 15%
Horse	Place	50% +	26-49.99%	less than 26%
Jockey	Win	15% +	9-14.99%	less than 9%
Jockey	Place	30% +	24-29.99%	less than 24%
Trainer	Win	15% +	10-14.99%	less than 10%
Trainer	Place	35% +	28-34.99%	less than 28%
Sire	Win	13% +	10-12.99%	less than 10%
Sire	Place	31% +	27-30.99%	less than 27%

Don't have access to the most cutting-edge form tools in UK today? [Claim your trial here](#)

Instant Expert Inline Form

As of April 2019, users may now select a particular form 'block' with a click or tap and view the related form lines.

For example, clicking anywhere in the '[4][3][75]' Course block for Bond Angel opens an inline block with that horse's three course runs in the selected context. The chosen block is highlighted, and displays all form up to the date of the race in question and within the date range selected in the filters (i.e. All/5yr/2yr/1yr).

Click the block again to close the inline form; or select another block to view further form.

Wolverhampton

17:00 17:30 18:00 18:30 19:00 **19:30** 20:00 20:30

19:30 Betway Classified Claiming Stakes (0-70) (6) 4-6yo

CARD		RESULT	FULL FORM	INSTANT EXPERT	PACE	DRAW	ODDS															
Winner: £2782.00 Class: 6 Distance: 1m 1f 104y Runners: 7 Going: Standard																						
<input type="radio"/> Win <input checked="" type="radio"/> Place <input checked="" type="radio"/> All <input type="radio"/> 5yr <input type="radio"/> 2yr <input type="radio"/> 1yr																						
Standard		Class 6		1m 1f		2-7																
Standard		Class 6		1m 1f		2-7																
<input checked="" type="radio"/> All <input type="radio"/> Hcap <input type="radio"/> AW																						
#	Dr	Name	Odds	TS	Going			Class			Course			Distance			Field			Rating		
1	7	RED GUNNER	7/1	68	17	6	35	14	4	29	9	3	33	5	2	40	4	1	25	62	55	-7
2	2	WINDSOR CROSS	7/2	72	10	4	40	1	1	100	1	0	0	1	0	0	6	2	33	65	79	14
3	6	BOND ANGEL	9/2	65	20	11	55	14	9	64	3	0	0	2	0	0	4	3	75	68	68	0
Date	Race / Conditions			Wgt	DR	RS	Race Outcome					Jockey			Trainer	OR	RP	TS	R	W%	P%	R1
28 Jan 20	STH 8St Cl6 Cl,3K			8-9	1	L	1/4 1/4l, Bedtime Bella[15/8]8-9					Clifford Lee			P D Evans	68	73	-	8	0%	38%	
15 Jan 20	STH 8St Cl5Hc,3K			9-2	3	P	1/7 1/4l, Elixsoft[13/2]9-5					Clifford Lee			P D Evans	65	73	47	16	6%	19%	
29 Apr 19	STH 8St Cl5Hc,4K			8-10	3	M	2/7 5l, Fire Diamond[9/4F]9-0					Theodore Ladd			P D Evans	69	72	35	77	6%	14%	
13 Mar 19	KEM 8St/Slw Cl6Hc,3K			9-2	2	P	4/7 2 3/4l, Jai Hanuman[8/1]9-3					Mrs Katherine Begley			P D Evans	65	65	16	58	12%	29%	
4	5	DAWN TREADER	22/1	80	2	2	100	2	2	100	0	0	0	0	0	0	0	0	0	62	0	-62
5	3	DEBBOAIR	15/8	64	6	2	33	1	1	100	1	0	0	0	0	0	3	0	0	66	64	-2
6	4	JACK BERRY HOUSE	11/2	77	6	1	17	3	0	0	0	0	0	0	0	0	0	0	0	62	0	-62
7	1	LOPE DE LOOP	250/1	32	13	0	0	3	0	0	11	0	0	3	0	0	4	0	0	40	0	-40

'The Shortlist' on Instant Expert

As of February 2026, we've added a 'Sh' column to Instant Expert. This uses the scoring system from The Shortlist report, and changes based on the parameters selected.

<input type="radio"/> Win <input checked="" type="radio"/> Place <input type="radio"/> All <input type="radio"/> 5yr <input checked="" type="radio"/> 2yr <input type="radio"/> 1yr																						
Good		Class 5		2m 6f		8-11																
Heavy		Class 5		3m		8-11																
#	Dr	Name	Odds	Sh	TS	Going			Class			Course			Distance			Field				
10		TED THE THIEF	9/4	15	96	3	2	67	3	2	67	1	1	100	2	1	50	1	1	100		
3		BATAILLON	7/2	12	94	2	1	50	2	1	50	1	1	100	1	1	100	0	0	0		
7		GINGERBRED	20/1	12	83	6	5	83	1	1	100	1	1	100	1	1	100	0	0	0		
2		JONGLEUR D'ETOILES	15/2	9	101	3	1	33	1	0	0	1	1	100	2	1	50	2	1	50		
9		SCHOOL FOR SCANDAL	20/1	7	98	18	7	39	20	8	40	5	2	40	10	5	50	10	3	30		
4		CALL ME ARTHUR	5/1	6	84	3	1	33	3	1	33	0	0	0	3	1	33	1	1	100		
8		SHOT BOII	14/1	6	89	13	5	38	6	3	50	0	0	0	9	2	22	7	4	57		
6		ANOTHER DAY OUT	28/1	1	108	11	5	45	5	2	40	1	0	0	10	4	40	5	1	20		
1		HELL HOUND	12/1	0	0	0	0	0	0	0	0	0	0	0	0	0	0	0	0	0		
5		THE BLUEBERRY ONE	22/1	-1	72	1	0	0	0	0	0	0	0	0	0	0	0	0	0	0		

Don't have access to the most cutting-edge form tools in UK today? [Claim your trial here](#)

'PACE' Tab

The fifth tab relates to PACE, a new area for many UK bettors, but one which is in fact as old as the hills, and without which even novice horse players in some countries will not bet. There is a video about [pace, and how Gold subscribers use it, here](#).

What is pace, and why use it?

Pace helps to inform how a race will be run even *before* the horses have left the starting stalls. It has three main elements to consider, which I'll come onto in a moment, but first how can we quantify pace in the absence of any information in the media?

The answer is by studying the in-running comments for the horses in the race. Although this might sound onerous, it's actually not that hard, and for a ten-runner race won't take very long at all.

If we break the varying run styles down into groups, we can establish the general run style for each horse and then make a stab at whether the race will be fast or slow; whether any horse or group of horses might be favoured by the pace; and where in big field straight track races the winner is likely to be berthed.

We start by scoring horses for their last three or four runs, as follows:

- 4 – Led, or pressed leader
- 3 – Prominent, chased leader, tracked leader, or close up
- 2 – Midfield, or in touch
- 1 – In rear, behind, or held up

If we do this for a horse's last four runs, each horse with at least four completed starts can have a score between 4 and 16. The higher the score, the more likely the horse is to be a pace-setter. This is its **INDIVIDUAL** pace.

By looking at the pace scores collectively we can predict what might happen in the race. I call this overview **ABSOLUTE** pace, and it is here we define whether we believe it will be a fast, slow or muddling race.

And by inspecting the speed horses in relation to where they are drawn we can understand the **RELATIVE** pace in the race. Or, put another way, which part of the draw might be favoured.

Let's consider some example pace scenarios and which horses might be best suited by them.

Before we do that, it is instructive to keep in mind that the largest portion of races are won by horses who race on the lead or prominently. The next largest segment of races go to those who race midfield; and the least number of races are won by horses that are held up.

It is a good general principle not to back hold up horses unless you specifically believe the shape of the race favours them. So, how can you know?

Let's use a ten horse race, and play with various imaginary pace scenarios. First, we'll consider a race where nine of the ten horses have an aggregate pace score for their last four runs of 8 or less, and one horse scores 16. (To remind you, each horse will score between 4 and 16 for four completed starts. The higher the score, the more prominent the horse tends to race).

In this exaggerated example, the 16 horse has a huge pace advantage, and would be almost certain to lead. Because of the lack of pace behind him, he would be granted an 'easy lead'. In other words,

Don't have access to the most cutting-edge form tools in UK today? [Claim your trial here](#)

he can dawdle along at his leisure in front and, when the sprint starts for home, he will be best placed to get to the line first. Those in behind will be falling over each other to get near the leader, let alone past him.

OK, now here's a more complicated example. Imagine there are three horses rated 15 or 16, three rated 12-14, and four rated 9 or less. What might happen here? Well, typically, we might expect a 'speed duel' – a battle between the pacey types to get to the front. In these situations, it can negatively impact the chance of all those involved in the duel, and allow those in behind to claim the win.

As in all races, those avoiding the duel but nearest the front have the best chance to win. And the hold-up types may only prosper if there has been a truly ferocious early meter set.

A further group of races is characterized by a striking lack of pace. They have no obvious front runner. Suppose our ten-horse race comprised six horses rated 8-11, and four rated lower. These races are often candidates for chaos, and it can be worth taking a price about a horse IF you have another reason to believe they are suited by conditions.

The Pace Analysis tool: Data View

Geegeez Gold subscribers can have all the number-crunching done for them by the huge time-saving tools for pace analysis at geegeez.co.uk. Here's a race from Wolverhampton.

Wolverhampton

17:00 17:30 18:00 18:30 19:00 **19:30** 20:00 20:30

19:30 Betway Classified Claiming Stakes (0-70) (6) 4-6yo

Winner: **£2782.00** Class: **6** Distance: **1m 1f 104y** Runners: **7** Going: **Standard**

CARD RESULT FULL FORM INSTANT EXPERT PACE DRAW ODDS

1	HELD UP 296-2960 (10.00%) IV: 0.76 £-1143.33	MID DIV 53-412 (12.86%) IV: 0.97 £-134.70	PROMINENT 433-2712 (15.97%) IV: 1.21 £-232.01	LED 181-1191 (15.20%) IV: 1.15 £-225.59
---	--	---	---	---

Going: Standard to Standard Runners: 6 to 9 All Hcap

Pace Prediction: Possible Lone Speed Average Of Last 2 3 4 Runs Data Graphic Heat Map

Pace	Runs	Wins	Places	Win%	Win PL	Place%	EW PL	IV
Held Up 2	2960	296	801	10.00%	-1143.33	27.06%	-885.93	0.76
Mid Division	412	53	151	12.86%	-134.70	36.65%	-65.50	0.97
Prominent	2712	433	1065	15.97%	-232.01	39.27%	-206.63	1.21
Led	1191	181	442	15.20%	-225.59	37.11%	-199.27	1.15

#	Dr	Form	Runner	Trainer	Jockey	LR	2LR	3LR	4LR	Total	Ave	Pc%	Odds
5	3	3235-5	DEBBONAIR 3	H Palmer	Jack Mitchell	3	2	1	3	9	2.25	15.0	15/8
7	1	658-08	LOPE DE LOOP	A Sadik	George Rooke	3	1	3	3	10	2.50	16.7	250/1
2	2	3084-3	WINDSOR CROSS	R Fahey	Sean Davis	2	2	1	2	7	1.75	11.7	7/2
4	5	231-02	DAWN TREADER	Mrs S Leech	Shane W Kelly	3	1	1	2	7	1.75	11.7	22/1
6	4	4404-8	JACK BERRY HOUSE	G Boughey	Ben Curtis	4	4	2	2	12	3.00	20.0	11/2
1	7	3114-7	RED GUNNER	D M Loughnane	Luke Morris	1	1	2	1	5	1.25	8.3	7/1
3	6	761-11	BOND ANGEL	P D Evans	Clifford Lee	4	3	2	1	10	2.50	16.7	9/2

The top area, 1, displays the historical pace performance for this course, distance, going, field size and handicap/all races (as selected by the user) by four distinct run styles: LED, PROMINENT, MIDFIELD, and HELD UP.

A green blob – not shown – indicates an IV of greater than 1.00 and a positive P/L; amber indicates either an IV of greater than 1.00 or a positive P/L; and red indicates neither of those conditions were met.

The central area, 2, shows a tabular view of the blob data, with some additional components included.

The lower area, 3, shows the run style of each horse in their four previous races (LR = last run, 2LR = 2nd last run, etc), along with total score, average score, and percentage of points in the race.

Example

Let's take Jack Berry House as an example. What can we tell about this horse from the pace tab?

We can see from the '4' against his most recent two races that he likes to lead. Looking at his total score of 12 (his **INDIVIDUAL** pace), and that the next highest is 10 in a race that looks a little short of **ABSOLUTE** pace (only four horses with a score greater than 9 in a high class sprint), we might conjecture that Jack Berry House could have an easy time of it on the lead today.

In a race such as this – a small field over a near ten-furlong trip – there is unlikely to be a pace-motivated draw bias, so **RELATIVE** pace seems immaterial.

Don't have access to the most cutting-edge form tools in UK today? [Claim your trial here](#)

For more information on pace and how to use it in your betting, I strongly recommend watching this video:

[WATCH THIS VIDEO TO LEARN MORE ABOUT PACE AND GEEGEEZ GOLD](#)

Pace Analysis Tool: Graphic View

As of September 2017, we introduced our second view to the Pace tab. This view, controlled by a radio button as highlighted below, converts the data table into a graphical interpretation of how the field may race.

It is calculated based on the average score of the horses' last four UK or Irish races (or less, if the horse has yet to race four times in UK/Ire, or if the user selects 2 or 3 from the options).

Here we can see the Pace Prediction of "Possible Lone Speed" borne out in the Graphic view, with Jazz Legend looking as though he may get his own way on the front. Gorgeous General and Puchita look likely to track him through, while those drawn low and very high may well be held up for a late run.

As with the data table view, the graphic makes most sense in flat races when sorted by draw – and when considered in conjunction with any draw bias (see 'Draw Tab' section, below). In National Hunt races, pace remains important: sortation by 'Ave' (average score) will show which horses are most likely to lead and which will be held up.

Southwell

18:00 18:30 19:00 19:30 20:00 20:30

18:00 Abetyourway At Betway Handicap (0-60) (6) 4yo+

Winner: £2782.00 Class: 6 Distance: 6f 16y Runners: 11 Going: Standard

CARD RESULT FULL FORM INSTANT EXPERT PACE DRAW ODDS

HELD UP 20-666 (3.00%) IV: 0.34 £-523.01 MID DIV 11-192 (5.73%) IV: 0.65 £-126.32 PROMINENT 89-786 (11.32%) IV: 1.28 £-150.65 LED 42-181 (23.20%) IV: 2.61 £239.96

Going: Standard to Standard Runners: 10 to 13 All Hcap

Pace Prediction: Possible Lone Speed Average Of Last 2 3 4 Runs Data **Graphic** Heat Map

Pace	Runs	Wins	Places	Win%	Win PL	Place%	EW PL	IV
Held Up	666	20	89	3.00%	-523.01	13.36%	-408.92	0.34
Mid Division	192	11	58	5.73%	-126.32	30.21%	-5.11	0.65
Prominent	786	89	256	11.32%	-150.65	32.57%	-40.01	1.28
Led	181	42	84	23.20%	239.96	46.41%	119.49	2.61

#	Dr	Form	Runner	Trainer	Jockey	Held Up	Mid-Div	Prom	Led	Ave	Pc%	SR	Odds
8	8 (7)	11700-	JAZZ LEGEND	Miss M Rowland	William Cox					3.75	14.2	49	33/1
3	7 (6)	39-311	GORGEOUS GENERAL	L Mullaney	William Carver					3.25	12.3	75	9/2
4	10 (9)	552114	PUCHITA	A Brittain	H Russell					3.25	12.3	66	9/4
6	4 (3)	64-59	NORTHERN QUEEN	B Ellison	Ben Robinson					3.00	11.3	49	20/1
10	5 (4)	54350-	CARLOVIAN	M Walford	Dougie Costello					2.75	10.4	38	40/1
12	9 (8)	0005-7	GRANDSTAND	R Price	George Rooke					2.25	8.5	42	40/1
11	3 (2)	/09-71	BADGER BERRY	C Wallis	William Carson					2.00	7.5	66	9/2
5	6 (5)	33-335	SIX TIL TWELVE	R Brisland	Kieran O'Neill					1.75	6.6	61	12/1
1	2 (1)	90-844	MADRINHO	A Carroll	Ali Rawlinson					1.50	5.7	52	5/1
9	11 (10)	65-754	KOMMANDER KIRKUP	M Herrington	Phil Dennis					1.50	5.7	54	14/1
7	12 (11)	5-2124	LE MANEGE ENCHANTE	D Shaw	Luke Morris					1.50	5.7	67	10/1

Don't have access to the most cutting-edge form tools in UK today? [Claim your trial here](#)

Pace Analysis Tool: Heat Map View

Since February 2020, Gold users have been able to view the Draw tab Heat Map within the Pace tab. This is extremely useful for seeing which horses – and their predicted run styles – are drawn in favoured positions.

The Heat Map view is sortable by Win %, Place %, A/E, IV and PRB (percentage of rivals beaten).

The example below is sorted by draw and viewed as Win %. It is clear that being on the lead or racing prominently is more likely to produce a winning performance over this course, going and distance (see the green section in the Prom/Led columns).

Conversely, being midfield or held up presents some challenges (see the amber and red sections).

In this race, 8/1 Exalted Angel beat 7/2 Red Stripes with 4/1 Samovar in 3rd. They were forecast to be the three most prominent racers. The trifecta paid £144.70.

Southwell

18:00 18:30 **19:00** 19:30 20:00 20:30

19:00 Betway Handicap (0-80) (4) 4yo+

Winner: **£5208.00** Class: **4** Distance: **4f 214y** Runners: **7** Going: **Standard**

CARD RESULT FULL FORM INSTANT EXPERT **PACE** DRAW ODDS

HELD UP
16-289 (5.54%)
IV: 0.42
£-184.54

MID DIV
4-83 (4.82%)
IV: 0.36
£-54.25

PROMINENT
125-797 (15.68%)
IV: 1.18
£-63.80

LED
38-207 (18.36%)
IV: 1.38
£66.94

Going: **Standard** to **Standard** Runners: **6** to **9** All Hcap

Pace Prediction: Even Average Of Last 2 3 4 Runs Data Graphic Heat Map Win %

Pace	Runs	Wins	Places	Win%	Win PL	Place%	EW PL	IV
Held Up	289	16	41	5.54%	-184.54	14.19%	-182.64	0.42
Mid Division	83	4	17	4.82%	-54.25	20.48%	-34.49	0.36
Prominent	797	125	306	15.68%	-63.80	38.39%	-110.59	1.18
Led	207	38	99	18.36%	66.94	47.83%	30.88	1.38

#	Dr	Form	Runner	Trainer	Jockey	Held Up	Mid-Div	Prom	Led	Ave	Pc%	SR	Odds
2	1	633422	SAMOVAR	S Dixon	Luke Morris			👤		3.25	17.8	65	4/1
5	2	79-954	KING ROBERT	C Wallis	William Carson		👤			2.50	13.7	71	11/1
6	3	-33225	SIX STRINGS	M Appleby	Theodore Ladd	👤				1.75	9.6	66	13/2
7	4	123311	RED STRIPES	Mrs L Williamson	Harrison Shaw			👤		3.50	19.2	79	4/1
1	5	17-361	ALEEF	R Beckett	George Rooke		👤			2.75	15.1	57	11/8
4	6	31755-	EXALTED ANGEL	K Burke	Clifford Lee		👤			3.00	16.4	65	8/1
3	7	19410-	RASHEEQ	M Moubarak	Stevie Donohoe	👤				1.50	8.2	33	33/1

Don't have access to the most cutting-edge form tools in UK today? [Claim your trial here](#)

Pace Analysis Tool Filters

In February 2018, we introduced a series of filters which users may deploy to garner more specificity from the historical data. These are:

- Going range
- Field size range
- Handicaps only or All races

As can be seen from the below example, the filters default to today's race conditions.

Users need to beware of small sample sizes at some courses and distances, and discretion is advised in extending out the ranges to provide for more data in the sample without unnecessarily reducing the relevance of the returned information.

Pace Map: Data Flexibility

Sometimes, especially with less experienced runners, a horse's run style changes. In such cases, it makes less sense to view a pace map based on the last four runs. As of May 2019, users may now opt to view maps based on the last two, three or four runs by clicking the relevant radio button.

Pace Prediction: Possible Lone Speed

Average Of Last 2 3 4 Runs Data Graphic Heat Map

Pace	Runs	Wins	Places	Win%	Win PL	Place%	EW PL	IV
Held Up	171	16	39	9.36%	-79.98	22.81%	-76.74	0.56
Mid Division	53	4	14	7.55%	-23.77	26.42%	-14.82	0.45
Prominent	511	95	171	18.59%	12.70	33.46%	-149.23	1.12
Led	160	34	59	21.25%	23.01	36.88%	-31.50	1.28

#	Dr	Form	Runner	Trainer	Jockey	Held Up	Mid-Div	Prom	Led	Ave	Pc%	SR	Odds
1	1	1-1391	SILVERTURNSTOGOLD	A Carroll	Elisha Whittington					3.00	22.2	47	7/2
2	2	474-11	LOVE YOUR WORK	T Fitzgerald	Dougie Costello					2.00	14.8	65	5/4
4	3	3-2444	MAKAMBE	C Banham	Joey Haynes					2.00	14.8	70	6/1
5	4	016-62	KENTUCKYCONNECTION	B Smart	Harrison Shaw					3.00	22.2	60	3/1
3	5	80126-	HOW BIZARRE	Liam Bailey	David Nolan					3.50	25.9	54	12/1

Pace Map: Course Map link

As of August 2025, we've added a link to a course map popup so you can visualise the bends, obstacles, length of straight, etc, right within the pace map itself.

Average Of Last 2 3 4 Runs Map D:

Don't have access to the most cutting-edge form tools in UK today? [Claim your trial here](#)

'DRAW' Tab

Introduced in May 2016 but subject to a significant functional upgrade later that year (*see Draw / Pace section below*), the DRAW tab is a new tab offering insight into potential stall position bias in flat races. This data is available for all UK and Irish flat courses, and is highly configurable.

Comprised of three parts, the first is the race control panel.

Going: to Runners: to Draw: Card Actual All Hcap

Here, you can define the ranges of both going and runners that are relevant to today's race conditions. You can also select either 'Card' (i.e. draw numbers as published on site) or 'Actual' (i.e. accounting for non-runners. For example, if the horses drawn 1 and 2 are non-runners, the horse drawn 3 becomes 'Actual' 1); and 'All' races or 'Hcap' (handicap) only.

Once these are defined – or simply leave them as the defaults – two tables and two charts are displayed beneath. The first table/graph combo splits the field into low, middle and high based on the runner range selected.

Newcastle

16:40 17:15 17:45 18:15 18:45 19:15 19:45 20:15

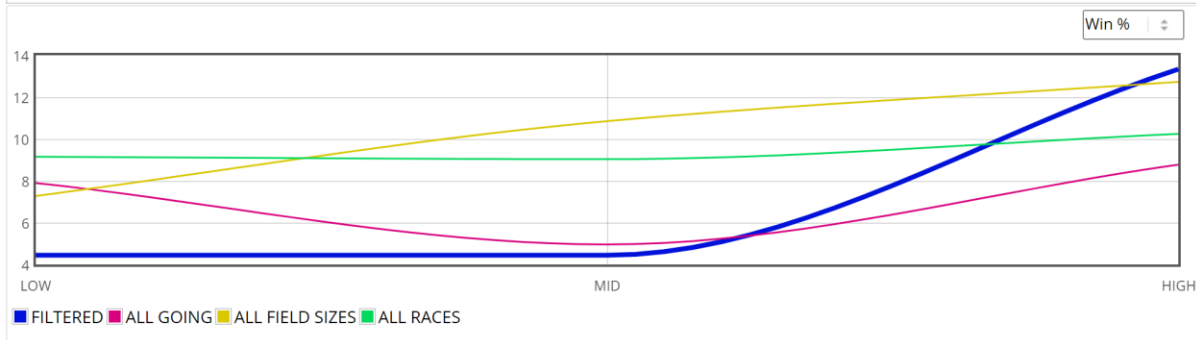
10-March-2020 16:40 Betway Handicap (0-65) (6) 4yo+

Winner: £2782.00 Class: 6 Distance: 2m 56y Runners: 14 Going: Standard

CARD RESULT FULL FORM INSTANT EXPERT PACE DRAW ODDS

Going: to Runners: to Draw: Card Actual All Hcap

Draw	Runs	Wins	Places	Win%	Place%	ROI	Win P/L	E/W P/L	A/E	IV	PRB	PRB ²
LOW	45	2	8	4.44	17.78	-56.67	-25.50	-25.92	0.48	0.60	0.45	0.20
MID	45	2	9	4.44	20.00	-56.67	-25.50	-6.50	0.50	0.60	0.51	0.26
HIGH	45	6	13	13.33	28.89	267.78	120.50	25.19	1.51	1.80	0.54	0.29



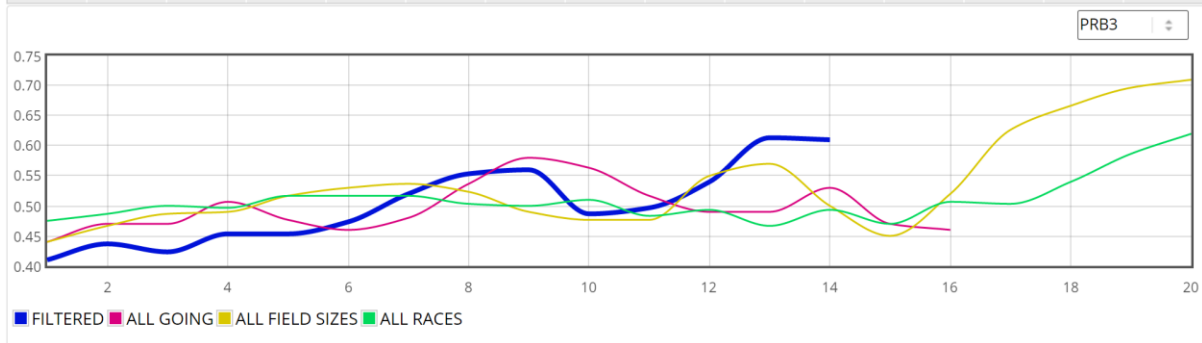
The chart displays your choice of win (or place) %, win (or place or Betfair SP) P/L, Impact Value, Actual vs Expected, Percentage of Rivals Beaten (PRB) or PRB². [See this article](#) for an explanation of these metrics.

Don't have access to the most cutting-edge form tools in UK today? [Claim your trial here](#)

Then, beneath that, there is a full breakdown by stall of the same information. Again, the chart can display win (or place) %, win (or place) P/L, Impact Value, Actual vs Expected, Percentage of Rivals Beaten (PRB), PRB², or PRB3.

[More info on A/E, IV, and the PRB metrics is here.](#)

Draw	Runs	Wins	Places	Win%	Place%	ROI	Win P/L	E/W P/L	A/E	IV	IV3	PRB	PRB ²	PRB3
1	10	0	1	0.00	10.00	-1.00	-10.00	-8.31	0.00	0.00	0.68	0.48	0.23	0.41
2	10	1	1	10.00	10.00	-0.55	-5.50	-8.13	1.84	1.35	0.45	0.34	0.12	0.44
3	10	0	4	0.00	40.00	-1.00	-10.00	-2.73	0.00	0.00	0.90	0.49	0.24	0.42
4	10	1	1	10.00	10.00	0.50	5.00	-5.50	1.05	1.35	0.45	0.44	0.19	0.45
5	10	0	1	0.00	10.00	-1.00	-10.00	-6.25	0.00	0.00	0.90	0.43	0.18	0.45
6	10	1	2	10.00	20.00	-0.35	-3.50	-3.63	1.13	1.35	0.45	0.49	0.24	0.47
7	10	0	2	0.00	20.00	-1.00	-10.00	-0.50	0.00	0.00	0.45	0.50	0.25	0.52
8	10	0	2	0.00	20.00	-1.00	-10.00	-3.75	0.00	0.00	0.45	0.57	0.32	0.55
9	10	1	3	10.00	30.00	0.30	3.00	6.38	0.88	1.35	0.45	0.59	0.35	0.56
10	10	0	2	0.00	20.00	-1.00	-10.00	0.25	0.00	0.00	0.45	0.52	0.27	0.49
11	10	0	1	0.00	10.00	-1.00	-10.00	-7.38	0.00	0.00	0.90	0.35	0.12	0.50
12	10	2	4	20.00	40.00	2.50	25.00	5.81	1.93	2.70	2.25	0.62	0.38	0.54
13	10	3	5	30.00	50.00	10.55	105.50	27.00	3.29	4.05	3.15	0.65	0.42	0.61
14	5	1	1	20.00	20.00	2.00	10.00	-0.50	2.00	2.70	3.38	0.57	0.32	0.61



Additional trendlines

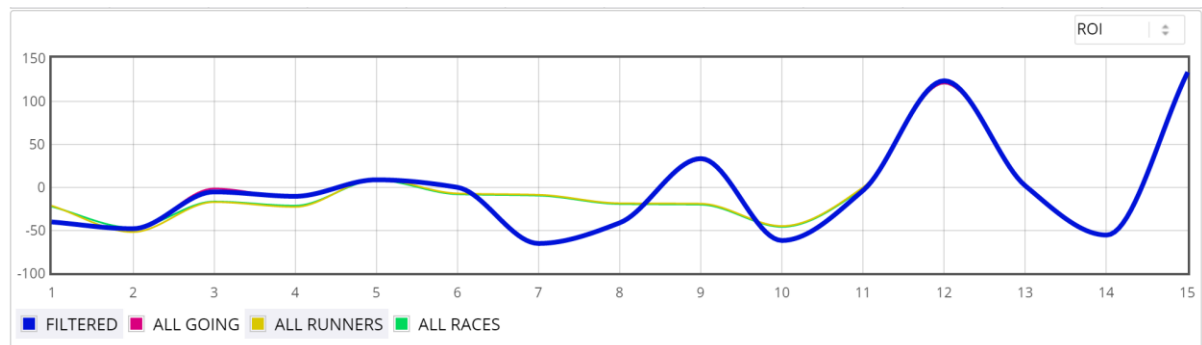
In June 2018, we added some additional trendlines. These add some global context where a user has selected a going and/or field size range (or used the default settings).

The additions are:

All going (with filtered field size range) – pink line

All field sizes (with filtered going range) – tan line

All races – green line



Don't have access to the most cutting-edge form tools in UK today? [Claim your trial here](#)

This is a very powerful tool in its own right but, when combined with pace and speed figures, it can be highly profitable.

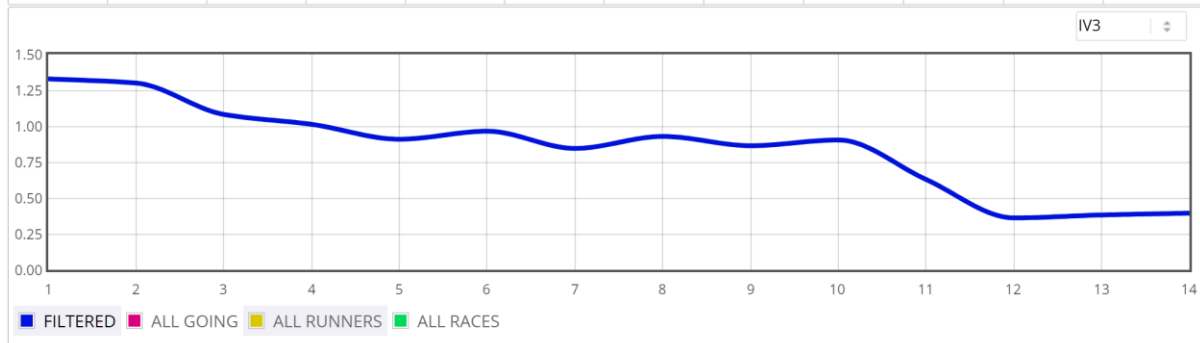
IV3 Data

Introduced in April 2019 is **IV3**. IV3 stands for Impact Value 3 and is simply an average of a stall and its nearest neighbours. For instance, the IV3 of stall six would be the average IV of stalls 5, 6 and 7.

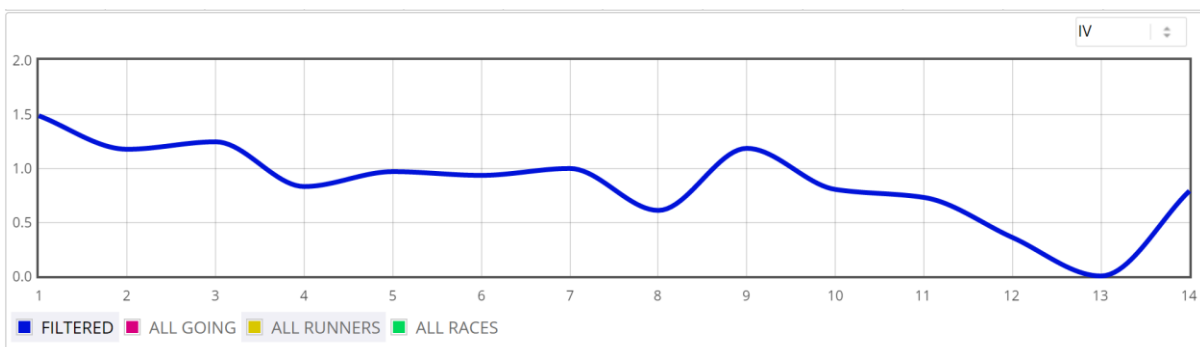
N.B. Stall 1 is calculated as the average IV of stalls 1 and 2, as is the highest stall.

This simple calculation helps to smooth the curve on our draw charts and isolate genuine biases, as in this example:

Draw	Runs	Wins	Places	Win%	Place%	ROI	Win P/L	E/W P/L	A/E	IV	IV3
1	274	43	118	15.69	43.07	-0.11	-29.07	14.61	0.91	1.48	1.33
2	274	34	98	12.41	35.77	-0.15	-40.62	-45.42	0.81	1.17	1.30
3	274	36	87	13.14	31.75	-0.24	-64.77	-69.05	0.90	1.24	1.08
4	274	24	83	8.76	30.29	-0.40	-110.34	-77.82	0.62	0.83	1.01
5	274	28	84	10.22	30.66	-0.24	-65.68	-51.43	0.75	0.97	0.91
6	274	27	71	9.85	25.91	-0.19	-52.37	-77.67	0.83	0.93	0.96
7	247	26	69	10.53	27.94	0.07	16.46	-41.42	0.94	1.00	0.84
8	218	14	50	6.42	22.94	-0.23	-50.75	-53.05	0.64	0.61	0.93
9	176	22	48	12.50	27.27	0.29	51.33	-35.09	1.27	1.18	0.86
10	118	10	29	8.47	24.58	0.23	27.50	-20.10	0.98	0.80	0.90
11	91	7	16	7.69	17.58	-0.45	-40.50	-47.68	0.99	0.73	0.63
12	53	2	6	3.77	11.32	-0.32	-17.00	-23.50	0.56	0.36	0.36
13	32	0	6	0.00	18.75	-1.00	-32.00	3.38	0.00	0.00	0.38
14	12	1	1	8.33	8.33	-0.42	-5.00	-9.50	1.30	0.79	0.39



Compare the above 'smoothed' IV3 chart with the more traditional IV chart below:

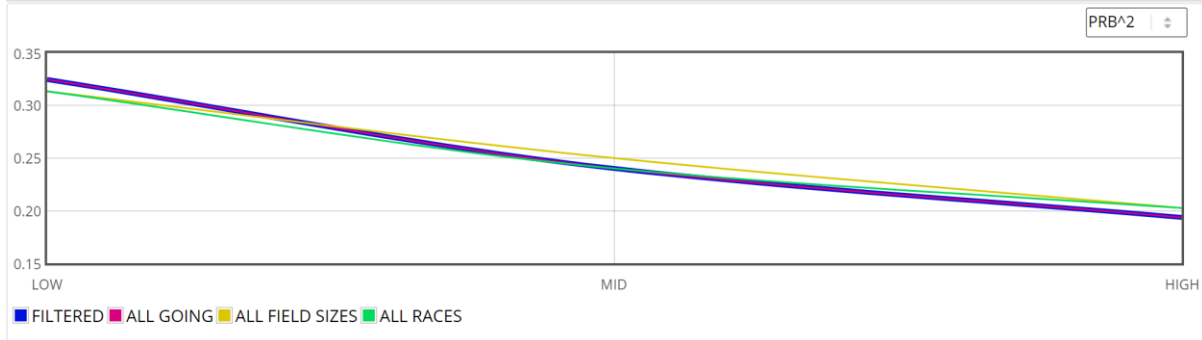


Don't have access to the most cutting-edge form tools in UK today? [Claim your trial here](#)

PRB, PRB², PRB³ Data

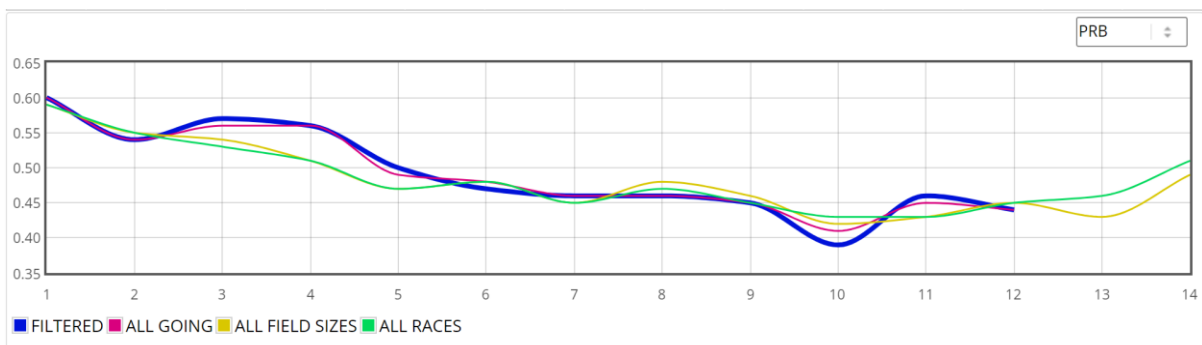
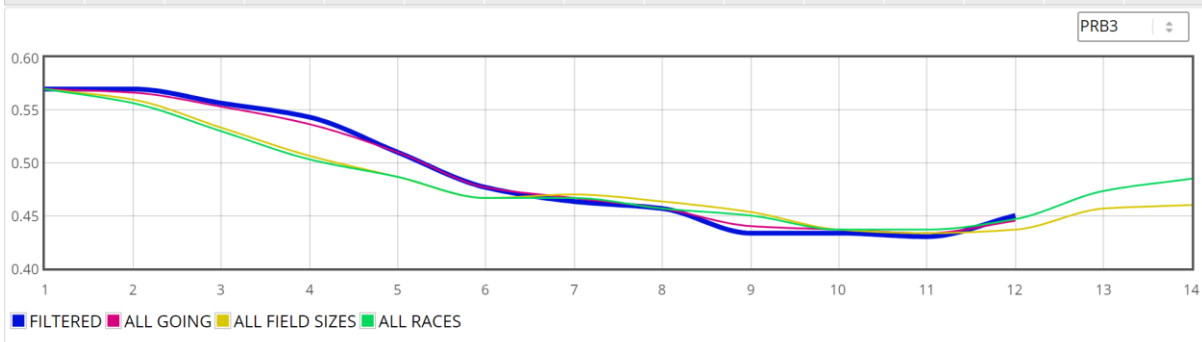
Introduced in May 2020 are a trio of metrics looking at the percentage of rivals a horse from a given stall beat. PRB², also written as PRB^2, is simply the PRB figure multiplied by itself. Such a simple tactic serves to favour those finishing closer to winning than those further down the field.

Draw	Runs	Wins	Places	Win%	Place%	ROI	Win P/L	E/W P/L	A/E	IV	PRB	PRB ²
LOW	703	93	256	13.23	36.42	-1.76	-12.35	-44.60	1.00	1.36	0.57	0.32
MID	715	59	198	8.25	27.69	-48.99	-350.27	-191.19	0.71	0.85	0.49	0.24
HIGH	703	55	167	7.82	23.76	-20.85	-146.60	-175.43	0.85	0.80	0.44	0.19



PRB³, like IV³, is a means of smoothing the PRB curve by taking the average PRB of a stall and its immediate neighbours. Compare this PRB³ curve with the PRB graph directly below it:

Draw	Runs	Wins	Places	Win%	Place%	ROI	Win P/L	E/W P/L	A/E	IV	IV ³	PRB	PRB ²	PRB ³
1	207	35	88	16.91	42.51	0.38	79.36	20.98	1.17	1.73	1.36	0.60	0.36	0.57
2	207	20	63	9.66	30.43	-0.36	-74.37	-41.87	0.82	0.99	1.42	0.54	0.29	0.57
3	207	31	81	14.98	39.13	0.09	19.25	-0.47	1.11	1.53	1.27	0.57	0.32	0.56
4	207	26	72	12.56	34.78	-0.10	-21.30	-28.92	0.93	1.29	1.29	0.56	0.31	0.54
5	207	21	59	10.14	28.50	-0.51	-106.24	-57.32	0.84	1.04	0.99	0.50	0.25	0.51
6	207	13	56	6.28	27.05	-0.56	-116.82	-58.32	0.57	0.64	0.79	0.47	0.22	0.48
7	207	14	48	6.76	23.19	-0.64	-132.75	-91.01	0.61	0.69	0.68	0.46	0.21	0.46
8	207	14	51	6.76	24.64	-0.28	-57.25	-38.69	0.70	0.69	0.78	0.46	0.21	0.46
9	207	19	54	9.18	26.09	-0.11	-22.80	-36.64	0.99	0.94	0.66	0.45	0.20	0.43
10	142	5	25	3.52	17.61	-0.65	-91.80	-53.66	0.46	0.36	0.68	0.39	0.15	0.43
11	82	6	18	7.32	21.95	-0.32	-26.00	-29.90	0.79	0.75	0.67	0.46	0.21	0.43
12	34	3	6	8.82	17.65	1.22	41.50	4.60	1.30	0.90	0.83	0.44	0.19	0.45



Don't have access to the most cutting-edge form tools in UK today? [Claim your trial here](#)

Draw / Pace Combinations

Both pace and draw tabs offer real insights into how a race might be run, and which horses – all other things being equal – might be suited to the projected run of the race.

To the bottom of the Draw tab, Gold now displays composite data for both draw *and* pace. Its objective is to highlight, in tabular and visual format, combinations of draw and run style that have historically performed well (or poorly).

Draw / Pace Tables

Here's how the tabular view looks:

DRAW / RUN STYLE COMBINATIONS

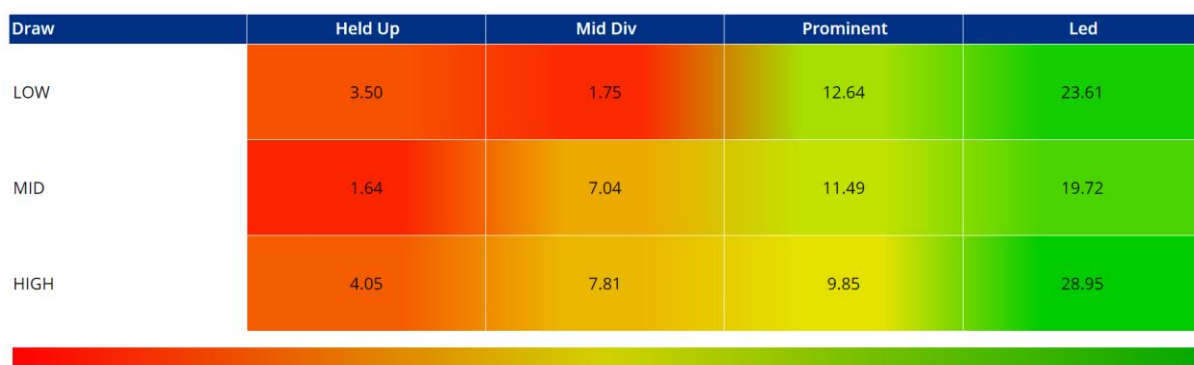
Pace	Draw	Runs	Wins	Places	Win%	Place%	ROI	Win P/L	E/W P/L	A/E	IV
LED	LOW	72	17	33	23.61	45.83	139.58	100.5	52.59	2.23	2.66
LED	MED	71	14	34	19.72	47.89	120.77	85.75	48.55	1.83	2.22
LED	HIGH	38	11	17	28.95	44.74	141.34	53.71	18.35	2.41	3.26
PROM	LOW	261	33	86	12.64	32.95	7.08	18.48	21.08	1.18	1.42
PROM	MED	261	30	87	11.49	33.33	-24.31	-63.45	-9.02	0.98	1.29
PROM	HIGH	264	26	83	9.85	31.44	-40.03	-105.68	-52.07	0.84	1.11
MID-DIV	LOW	57	1	14	1.75	24.56	-91.23	-52	7.38	0.21	0.20
MID-DIV	MED	71	5	29	7.04	40.85	-62.18	-44.15	6.61	0.51	0.79
MID-DIV	HIGH	64	5	15	7.81	23.44	-47.14	-30.17	-19.1	0.76	0.88
HELD-UP	LOW	200	7	27	3.50	13.50	-67.75	-135.5	-128.28	0.41	0.39
HELD-UP	MED	244	4	30	1.64	12.30	-91.70	-223.76	-155.63	0.18	0.18
HELD-UP	HIGH	222	9	32	4.05	14.41	-73.76	-163.75	-125	0.46	0.46

Although these tables are not the easiest to read, we can see that horses that led have been hugely profitable to follow, regardless of draw position; and hold up types have been loss-making, again regardless of draw.

Draw / Pace 'Heat Map'

This is emphasised better using visualization. Our 'heat map' (not really the right word, it's more of a colour chart) shows how draw and pace have historically affected the outcome of races – in this example, over Southwell's six-furlong course in 10-13 runner handicaps.

HEAT MAP

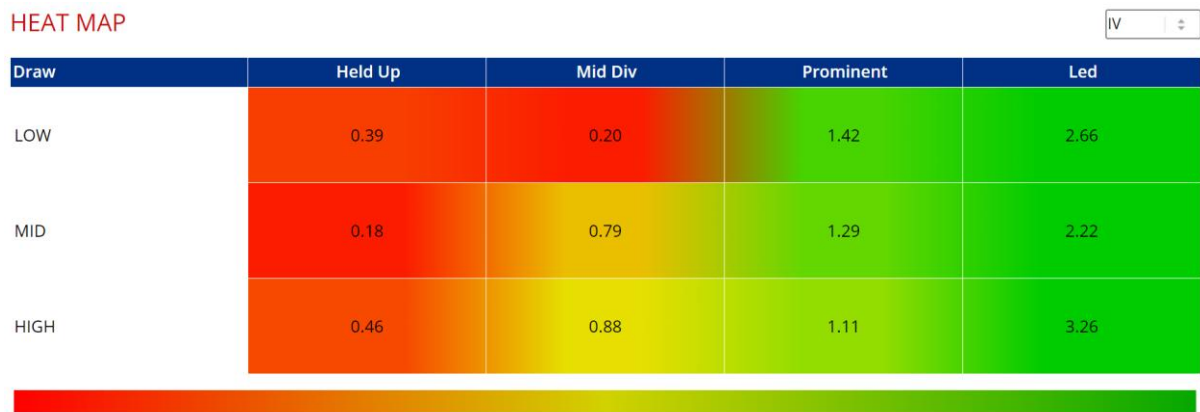


Here, the view is sorted by Win % (see dropdown top right). We can see that horses who led have won at a higher percentage irrespective of their stall position. But closer scrutiny reveals that low- or high-drawn pacemakers have hit the mark most frequently, slightly better than their middle-drawn counterparts.

Hold up horses have performed terribly, presumably unable to face the fierce kickback over this short distance and around a bend.

Don't have access to the most cutting-edge form tools in UK today? [Claim your trial here](#)

Here's the same course, distance and field size, but this time displaying Impact Values.

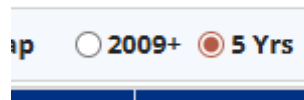


Front runners have a major advantage and, as we move back through the pack in run style terms, we clearly see how much more difficult it becomes for horses to be competitive.

N. B. There is not always a strong correlation between the data points, and the information is intended as a general guide rather than an absolute indicator.

'Last 5 Years' option

In February 2026, we added an option to review draw data only from the last five years. This is useful when courses may have changed their irrigation system or some other factor related to rails placement impacts the historical draw bias.



'ODDS' Tab

The odds tab, as the name suggests, displays the current odds from a small group of bookmakers. These are for information purposes and users are advised, once ready to bet, to consult an odds comparison site for the best available prices.

Southwell

18:00 18:30 19:00 19:30 20:00 20:30

18:00 Abetyourway At Betway Handicap (0-60) (6) 4yo+

Winner: **£2782.00** Class: **6** Distance: **6f 16y** Runners: **11** Going: **Standard**

CARD RESULT FULL FORM INSTANT EXPERT PACE DRAW ODDS

Shortening Drifting View Card by: Fractional Decimal Sort by: Odds Name

#	Draw	Form	Silks		SKY BET	Boylesports	Best 119.8%
4	10	552114		PUCHITA	9/4	9/4	9/4
3	7	39-311		GORGEOUS GENERAL	9/2	9/2	9/2
11	3	/09-71		BADGER BERRY	9/2	9/2	9/2
1	2	90-844		MADRINHO	5/1	9/2	5/1
7	12	5-2124		LE MANEGE ENCHANTE	10/1	10/1	10/1
5	6	33-335		SIX TIL TWELVE	12/1	11/1	12/1
9	11	65-754		KOMMANDER KIRKUP	14/1	14/1	14/1
6	4	64-59		NORTHERN QUEEN	20/1	20/1	20/1
8	8	11700-		JAZZ LEGEND	33/1	33/1	33/1
10	5	54350-		CARLOVIAN	33/1	40/1	40/1
12	9	0005-7		GRANDSTAND	40/1	40/1	40/1
2	1	9-0495		WAQAAS			

1. Sort by any column heading
2. Display odds in fractional or decimal
3. Sort table by odds or horse name
4. The inclusion of a 'Best' column makes it much easier to view the best available odds for a runner. We also display the ['best book' percentage for the race.](#)
5. A new cross hair makes it easier to view horse/odds/bookmaker combinations. Clicking any odds link will redirect you directly to that bookmaker to place the bet, saving time.


Each Way Terms

Since February 2026, users can view the bookmakers' each way terms – fraction of the odds and number of places paid – from the Odds tab.

bet	Boyle	BET	CO	U	La	Bo	
3 1/5	3 1/5	3 1/5	3 1/5	3 1/5	3 1/5	3 1/5	3 1/5
2/1	2/1	2/1	2/1	9/4	2/1	2/1	9/4
7/2	10/3	7/2	7/2	10/3	7/2	7/2	10/3

Don't have access to the most cutting-edge form tools in UK today? [Claim your trial here](#)

Odds History

Since late 2024, users may view the odds history of a horse, or horses, in either a table or graph format. To access the history, click the coloured chart  icon to the right of a horse's name.

Odds History: Table View

This will open a window containing an odds table. The odds are populated for each bookmaker only when there has been a price movement, and only at defined intervals. This means that the entire day's movement can be easily viewed without scanning hundreds of rows like on some sites.

Odds History for 14:45 Musselburgh

GRAPH

TABLE

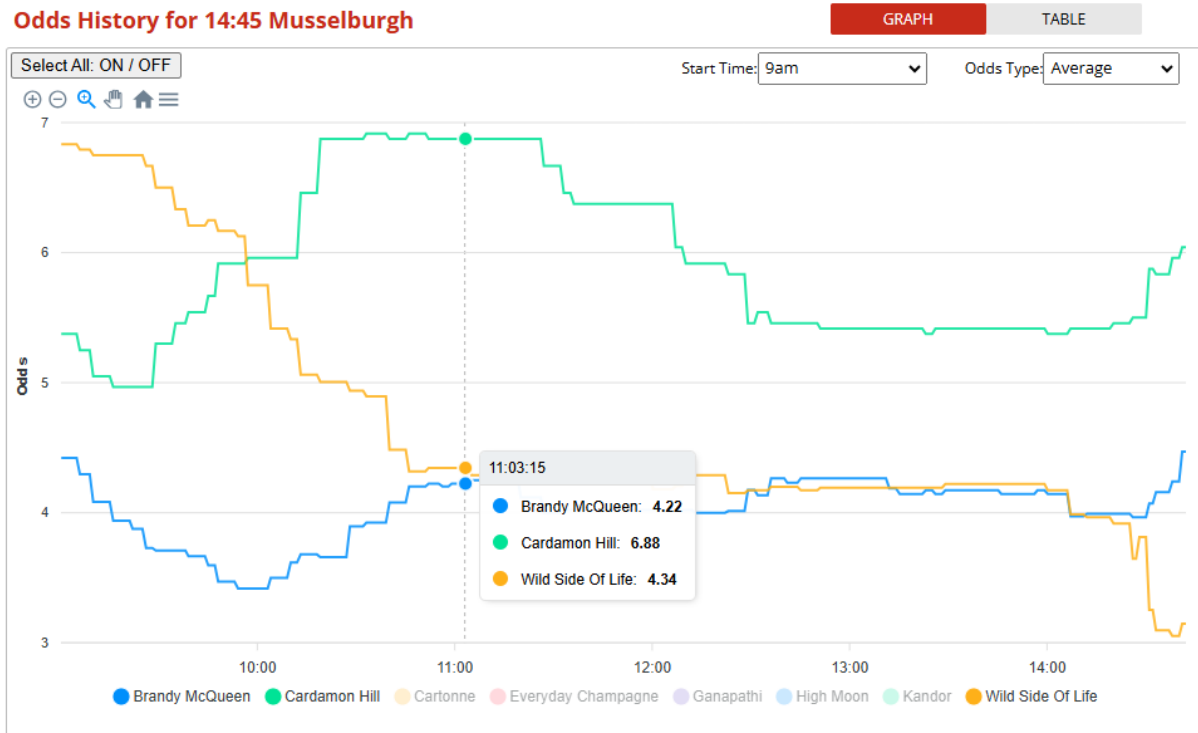
Wild Side Of Life (Adam Wedge, L Morgan)

Time	bet365	sky BET	William HILL	BETVICTOR	CORAL	UNIBET	betfair	betway	Loobrookes	Boylesports	Best	
SP	13/8											
14:45	7/4	7/4	15/8	9/4	15/8	2/1	2/1	15/8	15/8	7/4	13/8	9/4
14:30	11/4		11/4	3/1	11/4		5/2		11/4	11/4	11/4	3/1
14:15		3/1		11/4	3/1	11/4		3/1	3/1	3/1		
14:00						3/1	11/4					
13:45								10/3				
13:00	3/1	10/3	10/3					3/1		10/3	3/1	10/3
12:00		3/1	3/1							3/1	10/3	7/2
11:00	7/2	10/3	10/3	3/1	10/3	10/3	3/1	10/3	10/3	10/3	4/1	4/1
10:00	5/1	9/2	9/2	9/2	5/1	5/1	9/2	9/2	5/1	9/2	5/1	5/1
09:00			13/2	5/1	6/1	11/2			6/1	6/1	6/1	13/2
07:00	11/2	6/1	5/1	11/2		6/1	11/2	6/1			11/2	
20:00 (Wed)		11/2	11/2	5/1	11/2	11/2		11/2	11/2			
First Show	6/1	5/1	5/1	9/2	5/1	5/1	9/2	5/1	5/1	11/2	5/1	6/1

Odds History: Graph View

The Graph view displays the odds history for any or all horses in a race.

Odds History for 14:45 Musselburgh



Users may opt to review price movement since opening show, 9am on day of race, or during the prior two hours; and the display can be configured to show best price available, or average odds.

In the image above, we are looking at the three top favourites' price movement since 9am, based on average prices available.

'TRENDS' Tab

The TRENDS tab was added to the racecards at the start of 2025. It comprises of a table of recent winners of the race and a number of attributes pertaining to each.

Cheltenham

12:20 12:55 13:30 14:05 14:40 **15:15** 15:50

15:15 Dornan Engineering Relkeel Hurdle (Grade 2) (GBB Race) (1) 5yo+

Class: 1 Distance: 2m 4f 56y Runners: 6 Going: Soft Winner: £39865.00 Conditions Odds																
CARD	RESULT	FULL FORM	PROFILER	INSTANT EXPERT	PACE	TRENDS	ODDS									
Date	Going	Winner	Trainer	Jockey (Claim)	Wgt (Rk)	Age	SP (Rk)	OR	Rnrs	RS	DSL	Form	LTO SP (Rk)	R60	R180	R365
01/01/2024	Heavy	Bob Olinger	H De Bromhead	Rachael Blackmore	11-6 (1)	9	6/4 (1)		4	H	44	P253-1	15/8 (2)	1	1	2
01/01/2023	Soft	Marie's Rock	N Henderson	Nico De Boinville	10-13 (4)	8	11/2 (3)	150	9	P	246	1P11-1	10/1 (4)	0	0	4
01/01/2022	Soft	Stormy Ireland	W Mullins	Danny Mullins	10-13 (3)	8	4/1 (3)	150	6	L	34	921-16	9/1 (3)	1	1	5
09/01/2021	Soft	McFabulous	P Nicholls	Harry Cobden	11-3 (3)	7	10/11 (1)	154	7	P	43	411-13	15/8 (1)	1	2	4
01/01/2020	Soft	Summerville Boy	T George	Jonathan Burke	11-0 (3)	8	10/1 (5)	153	6	L	25	74-61F	11/4 (2)	1	2	4
01/01/2019	Good to Soft	Midnight Shadow	Mrs S Smith	Danny Cook	11-6 (1)	6	8/1 (4)	146	6	P	24	71-201	4/1 (2)	2	3	7
01/01/2018	Heavy	Wholestone	N Twiston-Davies	Daryl Jacob	11-3 (3)	7	9/4 (1)	155	8	H	31	13-426	10/1 (4)	2	3	5
01/01/2017	Soft	Agrapart	Nick Williams	Lizzie Kelly	11-4 (2)	6	16/1 (6)	150	6	P	43	316-74	10/1 (4)	0	0	3
01/01/2016	Heavy	Camping Ground	R Walford	Leighton Aspell	11-0 (5)	6	10/1 (5)	152	8	P	26	1/14-U	13/2 (4)	1	1	3
13/12/2014	Good to Soft	Rock On Ruby	H Fry	Noel Fehily	10-12 (2)	9	5/4 (1)	160	4	P	35	1182-3	4/1 (2)	1	1	5

All columns are sortable, enabling users to quickly see any patterns in the profiles of recent winners.

If a race winner, trainer, or jockey is highlighted in red, this indicates they are represented in this year's race (i.e. on the CARD tab).

Hovering over a column heading (where the heading is not the explicit meaning of the column) will reveal a description of the column. These are listed below:

Date – Race Date

Going – Race Going

Winner – Race Winner

Trainer – Winning Trainer

Jockey (Claim) – Winning Jockey, along with any weight allowance claimed

Wgt (Rk) – Weight carried, and weight rank, highest to lowest

Age – Winning horse age

SP (Rk) – Winner's starting price, and market rank, favourite to outsider

OR – Official Rating, if applicable

Rnrs – Race runners

RS – Winner's Run Style ((L)ed, (P)rominent, (M)idfield, (H)eld Up)

DSL – Days since winner's last run

Form – Winner's recent form string

LTO SP (Rk) – Winner's last time out starting price, and market rank, favourite to outsider

R60 – Number of runs for the winner in the previous 60 days

R180 – Number of runs for the winner in the previous 180 days

R365 – Number of runs for the winner in the previous 365 days

Results

The results functionality in Geegeez Gold was bolstered significantly in July 2014, with the addition of two further results search tools.

Clicking on 'Results' from the main menu, or from the 'Full Results Service' button on the race cards page brings up a screen like this:

We now have a three-part results service, consisting of today's results summary, recent results, and a results search tool. And results are now linked to with a menu item, and a red button top right on the race cards pages.

The screenshot shows the Geegeez Gold website interface. At the top, there is a navigation bar with the following items: Race Cards, Reports, Tools, Tips, Results, Syndicates, My Geegeez, and a search icon. Below the navigation bar is a search bar with three buttons: Today's Results, Recent Results, and Results Search. The main content area displays a grid of race results for various times and locations, including Newcastle and Salisbury. Each race card shows the top four finishers, their names, jockeys, and odds, along with statistics like the number of runners and non-runners.

Location	Time	1st	2nd	3rd	4th	Runners	Non Runners	Winning distance(s)	Trainer	Jockey
Newcastle	20:30	1 Another Angel (IRE) 11/4 f	6 Star Cracker (IRE) 100/30	2 Sienna Says 12/1	10 Encoded (IRE) 20/1	14	-	2¼, nk	A Brittain	Cam Hardie
Newcastle	20:00	4 Supalette (IRE) 6/1	1 Duke Cosimo 2/1 f	9 Carlovian 7/2	5 Ghost 12/1	13	6	1, 1	T Easterby	David Allan
Newcastle	19:30	11 Billyfairplay (IRE) 9/4 f	1 Lucky Lodge 9/1	13 Henrietta's Dream 50/1	2 Cliff (IRE) 8/1	13	3	nk, 1	J Feane	Luke Morris
Newcastle	19:00	9 Sun Hat (IRE) 5/1	1 Improve (IRE) 4/7 f	6 Never Be Enough 12/1	7 Reassurance 7/2	8	2	hd, ½	S Crisford	Joe Fanning
Newcastle	18:30	5 Madam Devious 100/30	2 Gleaming Arch 11/1	1 Debawtry (IRE) 22/1						
Newcastle	18:00	5 War Department (IRE) 3/1 f	3 Deansgate (IRE) 7/1	10 Tukhoom (IRE) 16/1						
Newcastle	17:30	8 Loud And Clear 80/1	7 Mambo Dancer 10/1	3 Al Kout 2/1 f						
Salisbury	17:25	5 Equimou 7/1	1 Waseem Faris (IRE) 10/1	8 Three Little Birds 9/1						

The page defaults to today's results and, when results have been received, they are published below the heading buttons.

You can also look quickly at results for any day since January 1st, 2009, the first day of results in our database. For a result in the past fortnight, just click the 'Recent Results' button, and you'll be greeted with a date list for the past fortnight.

Let's say I wanted to look for a result last Saturday. I click on Saturday's date, and hey presto! there they are. All of them in easy to read format, and each clickable to the full result.

Finally, if you're interested in a result for a previous day, you can choose it from our calendar picker option. Just click 'Results Search' from the menu, and choose your date. In this example, I've chosen 13th January 2020.

The screenshot shows the 'Results Search' interface. At the top, there are three buttons: 'Today's Results', 'Recent Results', and 'Results Search' (highlighted with a red box). Below these is a date picker for 'January 2020'. The calendar shows the 13th of January highlighted with a red box. Below the calendar, there are eight race result cards, each with a 'Full Result' button and race details:

- Wolverhampton 19:20**: 1st 3 Traveller (FR) 4/1, 2nd 5 Thunderoad 100/30, 3rd 12 Valentine Mist (IRE) 16/1, 4th 1 Born To Reason (IRE) 13/2. Runners: 12. Non Runners: 11. Beau Geste. Winning distance(s): ½, 2¼. Trainer: A Brittain. Jockey: Cam Hardie.
- Wolverhampton 18:50**: 1st 7 Never Alone 2/9 f, 2nd 4 Cape Abel (IRE) 7/1, 3rd 12 Vertice (IRE) 40/1, 4th 10 Sharney 25/1. Runners: 11. Non Runners: 6. Longsider. Winning distance(s): 5, 2½. Trainer: C Appleby. Jockey: Luke Morris.
- Wolverhampton 18:20**: 1st 6 Kaser (IRE) 9/4 J, 2nd 3 Sha La La La Lee 5/1, 3rd 2 Nonios (IRE) 22/1, 4th 8 Storm Ahead (IRE) 9/2. Runners: 7. Non Runners: 4. Smile A Mile. Winning distance(s): 1, 1¼. Trainer: D Loughnane. Jockey: Thomas Greatrex (3).
- Wolverhampton 17:50**: 1st 2 Rainbow Dreamer 100/30, 2nd 1 Funny Kid (USA) 4/1, 3rd 5 Deal A Dollar 16/1, 4th 3 Raymond Tusk (IRE) 5/6 f. Runners: 5. Non Runners: 5. Winning distance(s): 3½, 6. Trainer: A King. Jockey: Hollie Doyle.
- Wolverhampton 17:20**: 1st 3 Mount Wellington (IRE) 4/1 J, 2nd 4 Klopp 9/2, 3rd 6 Agurooro (IRE) 6/1, 4th 1 Almurr (IRE) 4/1 J.
- Wolverhampton 16:50**: 1st 7 Kodiline (IRE) 8/1, 2nd 4 Billyfairplay (IRE) 11/8 f, 3rd 3 Angel Palanas 7/4, 4th 5 Barbarosa (IRE) 12/1.
- Wolverhampton 16:20**: 1st 3 Pink Jazz (IRE) 4/1 J, 2nd 10 Birkie Queen (IRE) 33/1, 3rd 13 Cappella Fella (IRE) 20/1, 4th 5 Brown Eyes Blue (IRE) 18/1.
- Lingfield Park 15:45**: 1st 12 Shimba Hills 11/1, 2nd 5 Little Red Lion (IRE) 7/2, 3rd 1 Age Of Wisdom (IRE) 16/1, 4th 3 Ninth Wave (IRE) 6/1.

In May 2021, we added a dropdown box to enable users to view results from a specific course on the selected date:

The screenshot shows the 'Results Search' interface with a dropdown menu for course selection. The dropdown menu is open, showing options for 'ALL', 'Stratford', 'Lingfield Park', 'Curragh', 'York', 'Newmarket', 'Haydock Park', and 'Goodwood'. The 'Lingfield Park' option is selected, and the results below are filtered to show races at Lingfield Park:

- Lingfield Park 20:25**: 1st 13 Mountain Ash (IRE) 9/2, 2nd 4 Propagation (IRE) 11/1, 3rd 9 Pinball Wizard (IRE) 10/1, 4th 7 Gosney Gold (FR) 18/1. Runners: 12. Non Runners: 8. Sir Taweel. Winning distance(s): 4¾, 1¼. Trainer: B Millman. Jockey: Kieran O'Neill.
- Lingfield Park 19:55**: 1st 10 Legion's Fire 9/4 f, 2nd 6 El Picaro (IRE) 4/1, 3rd 8 Ower Starlight 25/1, 4th 7 Joe Proud 28/1. Runners: 13. Non Runners: 15. Valentinka. Winning distance(s): nk, 2¾. Trainer: A Hales. Jockey: Ryan Tate.
- Lingfield Park 19:25**: 1st 14 Burning Sun (IRE) 40/1, 2nd 11 Bonus 11/2, 3rd 10 Hope Probe (IRE) 13/8 f, 4th 4 Embolden (IRE) 9/2. Runners: 13. Non Runners: 5. Last Date. Winning distance(s): 1¼, 1¼. Trainer: A Carson. Jockey: Marco Ghiani (3).
- Lingfield Park 18:55**: 1st 6 Eve Lodge 4/7 f, 2nd 1 Sophie's Star 9/4, 3rd 8 Mary Of Modena 22/1, 4th 7 Lochside Lass (IRE) 16/1. Runners: 5. Non Runners: 4. Chandrika. Winning distance(s): 1¾, 6. Trainer: C Fellowes. Jockey: Jamie Spencer.
- Lingfield Park 18:25**: 1st 2 Danzart (IRE) 2/1 f, 2nd 8 Silver Nemo (IRE) 13/2, 3rd 4 Joy Choi (IRE) 100/30, 4th 7 Khufu 25/1. Runners: 8. Non Runners: 3. Libertine Belle. Winning distance(s): 3¾, nk. Trainer: M Channon. Jockey: Charles Bishop.
- Lingfield Park 17:55**: 1st 3 Viola (IRE) 4/1 J, 2nd 7 Global Art 14/1, 3rd 1 Fame N Fortune 12/1, 4th 9 Gift Of Kings 14/1. Runners: 10. Non Runners: 10. Winning distance(s): ½, nk. Trainer: J Fanshawe. Jockey: Angus Villiers (5).
- Lingfield Park 17:20**: 1st 2 Violet's Lads (IRE) 11/4, 2nd 1 I'm Digby (IRE) 10/11 f, 3rd 7 Memory Hill (IRE) 9/1, 4th 3 Miss Matterhorn 18/1. Runners: 12. Non Runners: 12. Winning distance(s): 2, 2¼. Trainer: B Johnson. Jockey: Marco Ghiani (3).

Don't have access to the most cutting-edge form tools in UK today? [Claim your trial here](#)

So far so good. We've got easy to access results going back as far as the start of 2009. But what if you want the full result detail? Click the 'Full Result' button against the race in which you're interested, and you'll see this view:

Kempton Park

17:45 18:15 18:45 19:15 19:45 **20:15** 20:45 21:15

21-March-2018 20:15 Matchbook Betting Podcast Handicap (0-85) (4) 4yo+

Winner: £6469.00 Class: 4 Distance: 6f Runners: 12 Going: Standard															
CARD	RESULT	FULL FORM	INSTANT EXPERT	PACE	DRAW	ODDS	Comments			Ratings		Future Form			
Pos	Dr	Dist	Horse	Trainer	Age	Wgt	Jockey	SP	OR	R	W	P	W P/L	EW P/L	UP
1st	5	-	1 SPARKALOT	S Dow	4	9-7	Luke Morris	11/10f	85	7	0	0	-7.00	-7.00	-
2nd	7	½	5 DARK SIDE DREAM	C Dwyer	6	9-4 CP	Silvestre De Sousa	7/1	82	22	2	6	-3.25	-7.15	-
3rd	10	½	2 RELATED	P Midgley	8	9-7 BL	Kieran Shoemark	16/1	85	17	1	4	-11.00	-3.35	-
4th	6	1	3 LITTLE PALAVER	Clive Cox	6	9-7	Adam Kirby	12/1	85	21	3	6	12.00	-1.90	-
5th	8	½	10 GLORY OF PARIS (IRE)	B Millman	4	9-1	William Carson	8/1	79	38	2	11	-33.90	-10.16	-
6th	11	½	7 NINJAGO	P Midgley	8	9-2	Joe Fanning	25/1	80	25	2	10	-13.25	-3.90	-
7th	1	hd	4 MERHOOB (IRE)	John Ryan	6	9-5	Ryan Powell	40/1	83	39	6	16	14.50	0.75	-
8th	2	1½	12 MAJOR VALENTINE	John O'Shea	6	8-5	Ben Robinson (5)	12/1	74	21	6	8	52.75	5.61	-
9th	9	nk	6 BORN TO FINISH (IRE)	J Osborne	5	9-4 CP	Dougie Costello	12/1	82	18	2	7	-9.00	-4.77	-
10th	3	2½	9 TUNDRA	A Carson	4	9-1	Ryan Tate	40/1	79	10	2	2	2.50	-5.58	-
11th	12	hd	8 BAHAMIAN DOLLAR	P D Evans	5	9-2	Fran Berry	50/1	80	8	1	6	-5.50	4.63	-
12th	4	nk	11 BERNIE'S BOY	Phil McEntee	5	8-7 CP	Nicola Currie (5)	8/1	76	31	1	7	3.00	-9.03	-
										257	28	83	1.85	-41.85	
Winning Time															
1m 10.84s															
Tote Returns															
Tote Win: £2.80, Tote Place: £1.10 £2.60 £5.00, Straight Forecast: £9.02, Exacta: £11.50, Tricast: £90.01, Trifecta £119.20															

As well as the 'normal' full result detail, we can see at the end of each horse entry how they've fared in subsequent runs. So, in this example, the winner, Sparkalot, has run 7 times since this race, but failed to win again. Second placed Dark Side Dream has won two of 22 since; and so on.

Also notice at the bottom of the result a summary box outlining the overall race performance – as per the 'Then What?' summary in the inline form, but with profit and loss for win and each way purposes appended.

As of March 2023, you can also access any stewards' comments for the race; these are usually updated the day after a race.

8th	18		7 LOPES DANCER (IRE)	H Bethell	11	10-9	Brian Hughes	17/2	76	0	0	0	0.00	0.00	-
										0	0	0	0.00	0.00	
Winning Time															
5m 9.23s															
Tote Returns															
Tote Win: £12.00, Tote Place: £2.20 £1.30 £1.80, Straight Forecast: £32.26, Exacta: £44.40, Tricast: £113.14, Trifecta £149.10															
Stewards' Reports															
The apparent improvement in form of the winner, CONISTON CLOUDS (IRE), which had never previously been placed, was considered. The Stewards noted the explanation given by Nicky Richards that the gelding had benefitted from a step up in trip from 2miles 1furlong to 2miles 3furlongs, and in what he considered to be a weak race on this occasion. CONISTON CLOUDS (IRE) was routine tested.															

Replay

Comments

Video Replay links have been available since late 2024.

Don't have access to the most cutting-edge form tools in UK today? [Claim your trial here](#)

Betfair Data

As of March 2025, exchange data from Betfair is included in our results. The columns included are:

BSP – Betfair Starting Price, expressed as a decimal (6.56 = 5.56/1 for instance)

PI BSP – Betfair Place Starting Price, expressed as a decimal

Hi/Lo – The highest (Hi) and lowest (Lo) in-running (IR) prices traded for at least £100.

Where a horse won, only the IR Hi is published (the Lo would almost always be 1.01); and when a horse lost, only the IR Lo is published (the Hi is typically 1000).

Pos	Dr	Dist	RS	Horse	Trainer	Age	Wgt	Jockey	SP	BSP	PI BSP	Hi/Lo	OR	R	W	P	W P/L	EW P/L	UP			
1st	1	-	L	1 PER CONTRA (IRE)	O Sangster	3	9-9	James Doyle	9/2	6.56	3.10	7.00/-	88	3	0	0	-3.00	-3.00	3			
2nd	3	Å½	H	3 DUNSTAN (IRE)	Barry Brennan	3	9-4	v Kieran O'Neill	8/1	11.00	3.85	-/7.20	83	7	0	0	-7.00	-7.00	6			
3rd	5	Å¾¼	L	2 AL MOOTAMARID (IRE)	M Botti	3	9-7	Marco Ghiani	9/4	3.32	1.64	-/2.44	86	5	0	1	-5.00	-2.50	3			
4th	2	nk	M	5 MACH TEN (IRE)	K Burke	3	8-9	Clifford Lee	25/1	35.59	9.33	-/18.50	74	8	0	1	-8.00	-5.00	4			
5th	4	4Å¾¼	M	4 VILLE NATALE	R Varian	3	9-4	Jack Mitchell	5/4f	2.28	1.41	-/2.46	83	2	0	0	-2.00	-2.00	1			
																	25	0	2	-25.00	-19.50	

This information can be useful in finding horses that have traded very low in running without winning, and may therefore make for low liability lays in-running.

Sectional Timing

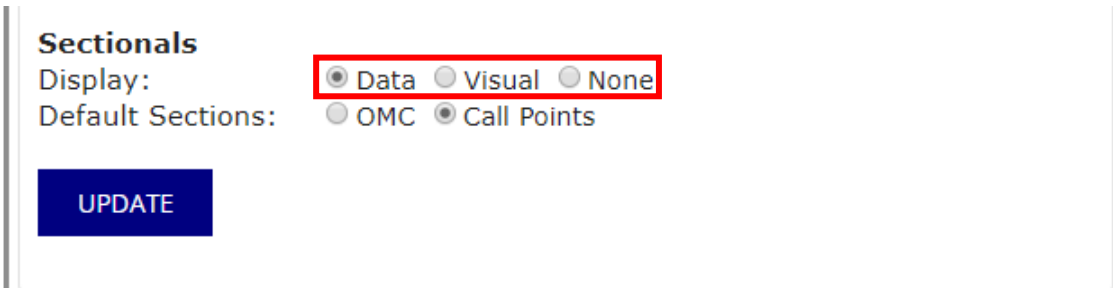
In January 2020, geegeez.co.uk invested in sectional timing data for its Gold subscribers. Sectional timing enables us to understand far more accurately how a race was run, and how efficiently (or otherwise) horses in a race were ridden.

From this more detailed information we can re-assess the form, marking some runs up on the basis that they would have fared better with a more optimal distribution of energy (or, in simple terms, a better ride).

Sectional information can be viewed in the Full Result, Full Form and inline on the Card tab. This section explains the presentation in more detail, starting with horse form within the racecard.

To view sectional content it must first be turned on from within the Racecard Options section of your 'My Geegeez' page. Sectional display defaults to 'None', i.e. it is not visible unless the Data or Visual options are selected.

For an explanation of OMC and Call Points, see the below section.



Sectionals
Display: Data Visual None
Default Sections: OMC Call Points
[UPDATE](#)

Sectional Terminology

There are some new sectional timing terms with which to get to grips. Firstly, at geegeez.co.uk races are broken down in three ways:

- By furlong
- By points of call (POC)
- By Opening, Midrace and Closing (OMC)

While furlong splits are obvious, being times taken at the end of each furlong, the two others require defining. [NB where races are, for example, 7f 112yds, the first 'furlong' split will include the additional yardage. Thus, in this example, the first 'furlong' will be a furlong and 112 yards, or 332 yards]

Points Of Call (POC) is a phrase borrowed from US past performance layouts, and refers to points during the race at which sectional and aggregate times are taken. Whereas in America these points of call always include the stretch run (a furlong from home) and the finish, on geegeez the only fixed point is the finish. The other four vary depending on race distance. This is largely a function of British racing having many longer race distances than its US counterpart.

Opening Midrace Closing (OMC) is a new concept designed to reduce the number of sectional elements from the start to the end of a race. Naturally, in so doing some of the nuance is lost; but users are still able to establish at which point races/horses performed least efficiently.

Don't have access to the most cutting-edge form tools in UK today? [Claim your trial here](#)

There is a further distinction in that the number of furlong splits is variable based on the distance of the race. Against that, POC always breaks a race into five sections; and OMC always breaks a race into three sections.

In the POC table below, the O (Opening) section is from the race start to the green shaded furlong pole; M (Midrace) is from the green shaded furlong pole to the yellow shaded furlong pole; and the C (Closing) is from the yellow shaded furlong pole to the finish. Thus, a mile race would be split into start to 6f (O), 6f to 2f (M), and 2f to finish (C).

Running Lines are a horse's position and distance behind/in front at the five points of call.

Par is an assessment of the optimal energy distribution – based on relative time – between the sections of a race. It is not an average of all sectional times. Rather, it follows a fairly complex formula which uses an 'nth percentile' race as par. Further information can be found in Simon Rowlands' excellent Sectional Timing Introduction report, [available at this link](#). Indeed, that document is highly recommended for anyone keen to get a head start with the applications of sectional information.

Sectional Percentage is the time, in percentage terms compared to the overall race time, in which a given section was completed.

Finishing Speed Percentage is a sectional percentage from a point in the race to the finish.

POINTS OF CALL FOR VARIOUS RACE DISTANCES					
*3rd Call to align with C(losing Speed) section					
DISTANCE	1ST CALL	2ND CALL	3RD CALL	4TH CALL	5TH CALL
5f	4f	3f	2f	1f	Of
5 1/2f	4f	3f	2f	1f	Of
6f	5f	4f	2f	1f	Of
6 1/2f	5f	4f	2f	1f	Of
7f	5f	4f	2f	1f	Of
1m	6f	4f	2f	1f	Of
1m1f	6f	4f	3f	2f	Of
1m2f	7f	4f	3f	2f	Of
1m3f	8f	6f	3f	2f	Of
1m4f	9f	6f	3f	2f	Of
1m5f	9f	6f	4f	2f	Of
1m6f	10f	6f	4f	2f	Of
1m7f	11f	8f	4f	2f	Of
2m	12f	8f	4f	2f	Of
2m1f	12f	8f	4f	2f	Of
2m2f	12f	9f	6f	3f	Of
2m4f	14f	10f	6f	3f	Of
2m6f	16f	10f	6f	3f	Of
3m	18f	12f	6f	3f	Of
3m2f+	20f	14f	8f	4f	Of

4f Opening Speed sectional (approx)

2f Closing Speed sectional

4f means four furlongs from the finish

Of means at the finish

Sectionals on Cards inline

Selecting the horse form icon and checking the 'Show Sectionals' box displays the sectional view.

#	Dr	Form	Horse	Age	Wgt	Trainer	Jockey	OR	RPR	TS	SR	GZ	Odds																																																																																																						
6	6	34267	OH SO NICE	3	8-13	A Carroll	Tom Marquand	52	-	-	49	72																																																																																																							
<div style="display: flex; justify-content: space-between; align-items: center;"> Last 6 UK/Ire Runs <input checked="" type="checkbox"/> Show Sectionals </div> <table border="1" style="width: 100%; border-collapse: collapse;"> <thead> <tr> <th>Date</th> <th>Race Conditions</th> <th>Wgt</th> <th>Draw</th> <th>Running Lines</th> <th colspan="3">Race Speed Vs Par</th> <th>OR</th> <th>RPR</th> <th>TS</th> <th>GZ</th> <th>R</th> <th>W</th> <th>P</th> <th>W%</th> <th>P%</th> </tr> </thead> <tbody> <tr> <td>02 Dec 19</td> <td>WOL 5St Cl6Hc,3K</td> <td>9-4</td> <td>5/11</td> <td>1^½ 1^¾ 1¹ 1^½ 7⁵</td> <td>EVEN</td> <td>EVEN</td> <td>EVEN</td> <td>53</td> <td>42</td> <td>37</td> <td>41</td> <td>8</td> <td>2</td> <td>4</td> <td>25%</td> <td>50%</td> </tr> <tr> <td>26 Nov 19</td> <td>WOL 5St Cl6Hc,3K</td> <td>9-3</td> <td>8/10</td> <td>8^¾ 8^{4¼} 7^{4½} 4³ 6^{1½}</td> <td>Q FAST</td> <td>Q FAST</td> <td>SLOW</td> <td>53</td> <td>53</td> <td>39</td> <td>41</td> <td>7</td> <td>0</td> <td>2</td> <td>0%</td> <td>29%</td> </tr> <tr> <td>30 Oct 19</td> <td>WOL 5St Cl5,3K</td> <td>9-0</td> <td>7/7</td> <td>1^{1¾} 1^{3½} 1⁴ 1¹ 2^{3½}</td> <td>Q FAST</td> <td>Q FAST</td> <td>SLOW</td> <td>-</td> <td>53</td> <td>45</td> <td>57</td> <td>7</td> <td>1</td> <td>2</td> <td>14%</td> <td>29%</td> </tr> <tr> <td>12 Aug 19</td> <td>WDR 5GF 3-4yCl5,3K</td> <td>8-11</td> <td>2/8</td> <td>1^{dh} 2^¾ 3^{1½} 3^{3½} 4^{6½}</td> <td>EVEN</td> <td>Q FAST</td> <td>EVEN</td> <td>-</td> <td>43</td> <td>32</td> <td>36</td> <td>17</td> <td>2</td> <td>5</td> <td>12%</td> <td>29%</td> </tr> <tr> <td>24 Jul 19</td> <td>LEI 5GF Cl5,5K</td> <td>8-11</td> <td>5/5</td> <td></td> <td></td> <td></td> <td></td> <td>-</td> <td>50</td> <td>7</td> <td>7</td> <td>17</td> <td>0</td> <td>6</td> <td>0%</td> <td>35%</td> </tr> </tbody> </table>														Date	Race Conditions	Wgt	Draw	Running Lines	Race Speed Vs Par			OR	RPR	TS	GZ	R	W	P	W%	P%	02 Dec 19	WOL 5St Cl6Hc,3K	9-4	5/11	1 ^½ 1 ^¾ 1 ¹ 1 ^½ 7 ⁵	EVEN	EVEN	EVEN	53	42	37	41	8	2	4	25%	50%	26 Nov 19	WOL 5St Cl6Hc,3K	9-3	8/10	8 ^¾ 8 ^{4¼} 7 ^{4½} 4 ³ 6 ^{1½}	Q FAST	Q FAST	SLOW	53	53	39	41	7	0	2	0%	29%	30 Oct 19	WOL 5St Cl5,3K	9-0	7/7	1 ^{1¾} 1 ^{3½} 1 ⁴ 1 ¹ 2 ^{3½}	Q FAST	Q FAST	SLOW	-	53	45	57	7	1	2	14%	29%	12 Aug 19	WDR 5GF 3-4yCl5,3K	8-11	2/8	1 ^{dh} 2 ^¾ 3 ^{1½} 3 ^{3½} 4 ^{6½}	EVEN	Q FAST	EVEN	-	43	32	36	17	2	5	12%	29%	24 Jul 19	LEI 5GF Cl5,5K	8-11	5/5					-	50	7	7	17	0	6	0%	35%
Date	Race Conditions	Wgt	Draw	Running Lines	Race Speed Vs Par			OR	RPR	TS	GZ	R	W	P	W%	P%																																																																																																			
02 Dec 19	WOL 5St Cl6Hc,3K	9-4	5/11	1 ^½ 1 ^¾ 1 ¹ 1 ^½ 7 ⁵	EVEN	EVEN	EVEN	53	42	37	41	8	2	4	25%	50%																																																																																																			
26 Nov 19	WOL 5St Cl6Hc,3K	9-3	8/10	8 ^¾ 8 ^{4¼} 7 ^{4½} 4 ³ 6 ^{1½}	Q FAST	Q FAST	SLOW	53	53	39	41	7	0	2	0%	29%																																																																																																			
30 Oct 19	WOL 5St Cl5,3K	9-0	7/7	1 ^{1¾} 1 ^{3½} 1 ⁴ 1 ¹ 2 ^{3½}	Q FAST	Q FAST	SLOW	-	53	45	57	7	1	2	14%	29%																																																																																																			
12 Aug 19	WDR 5GF 3-4yCl5,3K	8-11	2/8	1 ^{dh} 2 ^¾ 3 ^{1½} 3 ^{3½} 4 ^{6½}	EVEN	Q FAST	EVEN	-	43	32	36	17	2	5	12%	29%																																																																																																			
24 Jul 19	LEI 5GF Cl5,5K	8-11	5/5					-	50	7	7	17	0	6	0%	35%																																																																																																			
All UK/Ire Form (2009+)				Runs	Wins	Places	Win%	Win PL	EW%	EW PL	HiOR																																																																																																								
Flat Turf				2	0	0	0.00	-2.00	0.00	-2.00																																																																																																									
Flat All-Weather				3	0	1	0.00	-3.00	33.33	5.00	53																																																																																																								
Total				5	0	1	0.00	-5.00	20.00	3.00																																																																																																									

Inside the sectional view, the Outcome and Jockey columns have been replaced by Draw, Running Lines, and 'Race Speed vs Par'.

The **Draw** column shows the user from which stall the horse exited on each start, and how many runners were in the race. For instance, in the 2nd December race (top row), Oh So Nice was drawn in stall five of eleven (5/11).

The **Running Lines** column shows, for the first time in British racing, the position and distance behind the leader at five 'points of call' within the race. The Points Of Call table is below, from which can be seen that Oh So Nice was 1st, leading by half a length at the first call – the 4f pole.

The final entry in the running line – on the right-hand side – is the horse's finishing position and distance behind (or in front if the horse won). In the example above, Oh So Nice finished 7th, beaten 5 lengths, on 2nd December, having faded badly in the final furlong.

The **Race Speed vs Par** column breaks the race down into three parts, Opening, Middle, and Closing. The colour and text label outline the way the race unfolded. In the case of the 2nd December race, we see it was even paced throughout. Compare that with the two previous races in the sequence, which were both quite fast through the opening two sections before slowing down in the final quarter mile, the Closing section in five-furlong races.

Sectionals on Full Form

Users may also review a fuller sectional past performance history, including subsets of a horse's overall form, within the Full Form tab.

Here, for example, is Roundabout Magic's full Lingfield all-weather five-furlong handicap record:

Roundabout Magic

HORSE
JOCKEY
TRAINER
SIRE

Roundabout Magic (Hollie Doyle, S Dow)

RUNNER DETAILS

Roundabout Magic (IRE) 5yo Chestnut Horse
 Zebedee (6.0f) - Cayo Largo (IRE) (Captain Rio (6.7f))
 Trainer: **S Dow**, Jockey: **Hollie Doyle**
 Owner: **Six Mile Hill Racing**
 OR: 58 Best Odds: 5/2

FILTERS RESET

Race / Form Characteristics

ALL FLAT AW LAT + AW HDL CHS ALL NH
 ALL HCAP NON-HCAP NEW: PROXIMITY FORM
 ALL 60+ DAYS 10- DAYS
 TODAY'S HEADGEAR AGE
 ALL WINS PLACES UNPLACED

Date Range

30 DAYS 90 DAYS 1 YEAR 2 YEARS 5 YEARS 2009+
 FROM 2019-10-30 TO 2019-12-30

Race Conditions

ALL GOING DISTANCE CLASS JOCKEY TRAINER TODAY

Course Characteristics

ALL COURSE DIRECTION PROFILE GENERAL CONFIG SPECIFIC CONFIG

RACE RECORD

Type	Runs	Wins	Places	Win%	Win PL	EW%	EW PL	HiOR	OR
Flat All-Weather	15	4	8	26.67	8.25	53.33	8.65	66	-
Total	15	4	8	26.67	8.25	53.33	8.65		

RACE ENTRIES

RACE FORM

Show Sectionals

Date	Race / Conditions	Wgt	DR	Running Lines	Race Speed Vs Par			Trainer	OR	RP	TS	GZ	R	W%	P%
21 Dec 19	LIN 5St Cl6Hc,3K	9-6	5/9	9 ⁴ 7 ³ 7 ^{4½} 4 ^{2¼} 3 ^{1½}	EVEN	EVEN	EVEN	S Dow	58	63	56	0	1	0%	0%
13 Aug 19	LIN 5St Cl6Hc,3K	9-9	9/10	9 ^{2¼} 9 ^{3¼} 7 ² 5 ^{2¼} 3 ^{1¼}	EVEN	Q FAST	EVEN	S Dow	63	65	52	52	42	2%	21%
20 Jun 19	LIN 5St Cl6Hc,3K	9-7	9/10	10 ⁵ 9 ^{4½} 8 ⁴ 8 ^{3¼} 5 ^{2¼}	EVEN	FAST	EVEN	S Dow	65	61	55	55	46	7%	26%
04 Jun 19	LIN 5St Cl4Hc,6K	8-7	8/8	7 ⁵ 7 ^{5½} 7 ^{5½} 8 ^{4½} 8 ¹¹	EVEN	Q FAST	EVEN	S Dow	66	40	17	17	54	11%	33%
243 DAY BREAK															
04 Oct 18	LIN 5St Cl6Hc,3K	9-8	3/9	9 ⁶ 9 ^{7½} 8 ⁶ 6 ^{2¼} 2 ^½	EVEN	Q FAST	EVEN	S Dow	66	71	63	64	58	9%	28%
29 May 18	LIN 5St Cl4Hc,6K	8-9	4/6					S Dow	66	71	44	44	83	7%	24%
11 Apr 18	LIN 5St Cl5Hc,4K	9-2	8/9	9 ⁴ 9 ^{4½} 9 ⁶ 9 ⁶ 8 ⁶	EVEN	EVEN	EVEN	S Dow	65	55	20	20	139	10%	33%
27 Feb 18	LIN 5St Cl6Hc,3K	9-4	4/8	5 ^{2¼} 5 ³ 4 ^{2¼} 3 ^¾ 1 ^{nk}	Q SLOW	EVEN	Q FAST	S Dow	62	68	47	50	156	7%	32%
12 Jan 18	LIN 5St Cl6 ApHc,3K	9-3	2/10	1 ^¾ 1 ^{1¼} 1 ^{1½} 1 ^{nk} 7 ^{3¼}	Q FAST	EVEN	Q SLOW	S Dow	65	60	40	45	177	8%	27%
23 Dec 17	LIN 5St Cl5Hc,3K	8-12	7/10	8 ^{2¼} 7 ^{3¼} 7 ³ 4 ^{2¼} 1 ^¾	EVEN	EVEN	EVEN	S Dow	61	69	64	64	140	6%	27%
12 Dec 17	LIN 5St Cl5Hc,3K	8-11	4/10	4 ^{2¼} 3 ³ 3 ^{2½} 3 ^{1¼} 2 ^{1½}	EVEN	EVEN	EVEN	S Dow	60	67	53	54	147	10%	29%
05 Oct 17	LIN 5St/Slw Cl6Hc,2K	9-2	10/10	7 ³ 7 ^{3¼} 7 ^{5½} 6 ^{5½} 5 ^{2¼}	EVEN	EVEN	EVEN	S Dow	65	63	49	50	168	11%	29%
08 Mar 17	LIN 5St 3yCl6Hc,2K	9-4	8/9	7 ^{3¼} 6 ^{3½} 6 ^{3½} 3 ² 1 ^½	Q SLOW	Q FAST	EVEN	S Dow	64	69	57	58	171	13%	29%
24 Feb 17	LIN 5St 3yCl5Hc,3K	8-11	3/5	3 ² 2 ^{1½} 3 ^½ 1 ^{1¼} 1 nd	EVEN	EVEN	EVEN	S Dow	60	67	51	53	107	10%	23%
20 Jan 17	LIN 5St 3yCl6Hc,2K	9-3	9/9	7 ^{2¼} 7 ⁵ 8 ^{6¼} 7 ⁴ 9 ^¼	EVEN	SLOW	Q FAST	S Dow	64	54	25	31	187	14%	35%

He appears to like races which are generally even paced but with a 'quite fast' section that enables him to plug on. As can be seen by comparing the third calls with the final beaten distances, Roundabout Magic tends to make up ground from the two-furlong pole (3rd call, top of the home straight at Lingfield).

We can see from his four wins below that he's never won from further back than 3½ lengths turning in to the straight – nor indeed from the four-furlong pole, the first call in the image below. It seems to help him get a position when they go even to slow in the early fractions.

Don't have access to the most cutting-edge form tools in UK today? [Claim your trial here](#)

Date	Race / Conditions	Wgt	DR	Running Lines	Race Speed Vs Par	Trainer	OR	RP	TS	GZ	R	W%	P%
27 Feb 18	LIN 5St Cl6Hc,3K	9-4	4/8	5 ^{2½} 5 ³ 4 ^{2½} 3 ^¾ 1 ^{nk}	Q SLOW EVEN Q FAST	S Dow	62	68	47	50	156	7%	32%
23 Dec 17	LIN 5St Cl5Hc,3K	8-12	7/10	8 ^{3¾} 7 ^{3¼} 7 ³ 4 ^{2¼} 1 ^¾	EVEN EVEN EVEN	S Dow	61	69	64	64	140	6%	27%
08 Mar 17	LIN 5St 3yCl6Hc,2K	9-4	8/9	7 ^{3¼} 6 ^{3½} 6 ^{3½} 3 ² 1 ^½	Q SLOW Q FAST EVEN	S Dow	64	69	57	58	171	13%	29%
24 Feb 17	LIN 5St 3yCl5Hc,3K	8-11	3/5	3 ² 2 ^{1½} 3 ^½ 1 ^{1¼} 1 ^{hd}	EVEN EVEN EVEN	S Dow	60	67	51	53	107	10%	23%

With an even pace projection, it might be Roundabout Magic's day again here:

Lingfield Park

12:00 12:35 13:05 13:40 14:10 14:45 15:20

12:00 Betway Casino Handicap (0-60) (6) 3yo+

Winner: **enull** Class: **6** Distance: **5f 6y** Runners: **10** Going: **Standard**

CARD RESULT FULL FORM INSTANT EXPERT PACE DRAW ODDS

Category	Count	Percentage	IV	EV
HELD UP	32-548	5.84%	0.53	£-269.12
MID DIV	20-250	8.00%	0.73	£-134.12
PROMINENT	59-405	14.57%	1.32	£79.88
LED	44-205	21.46%	1.95	£123.49

Going: Standard to Standard Runners: 9 to 12 All Hcap

Pace Prediction: Even Average Of Last 2 3 4 Runs Data Graphic

Pace	Runs	Wins	Places	Win%	Win PL	Place%	EW PL	IV
Led	205	44	103	21.46%	123.49	50.24%	59.40	1.95
Prominent	405	59	163	14.57%	79.88	40.25%	-4.97	1.32
Mid Division	250	20	83	8.00%	-134.12	33.20%	-50.87	0.73
Held Up	548	32	108	5.84%	-269.12	19.71%	-247.13	0.53

#	Dr	Form	Runner	Trainer	Jockey	Held Up	Mid-Div	Prom	Led	Ave	Pc%	SR	Odds
10	1	269688	WANEEN	J Butler	Joey Haynes					1.75	8.1	34	5/1
2	2	358923	ROUNABOUT MAGIC	S Dow	Hollie Doyle					2.00	9.3	62	5/2
1	3	112161	MAN OF THE SEA	N Mulholland	Ben Curtis					3.00	14.0	0	11/4
7	4	258598	STARCHANT	J Bridger	Kieran O'Neill					1.67	5.8	54	12/1
5	5	537067	FAREEQ	C Wallis	Richard Kingscote					1.00	4.7	50	7/1
6	6	34267	OH SO NICE	A Carroll	Tom Marquand					3.25	15.1	49	6/1
9	7	665566	PHAROH JAKE	J Bridger	George Rooke					2.25	10.5	49	20/1
8	8	750468	ASK THE GURU	M Attwater	Nicola Currie					2.25	10.5	35	25/1
4	9	251934	TERRI RULES	L Carter	Daniel Muscutt					2.25	10.5	55	7/1
3	10	880090	SUPERSEDED	J Butler	Luke Morris					2.50	11.6	27	12/1

And, as it turned out, it was:

Lingfield Park

12:00 12:35 13:05 13:40 14:10 14:45 15:20

12:00 Betway Casino Handicap (0-60) (6) 3yo+

Winner: **£2782.00** Class: **6** Distance: **5f 6y** Runners: **10** Going: **Standard**

CARD RESULT FULL FORM INSTANT EXPERT PACE DRAW ODDS

Show Comments Show Ratings

Pos	Dr	Dist	Horse	Trainer	Age	Wgt	Jockey	SP	OR	R	W	P	W P/L	EW P/L	UP
1st	2	-	2 ROUNABOUT MAGIC (IRE)	S Dow	5	9-5	Hollie Doyle	15/8f	58	0	0	0	0.00	0.00	-
2nd	9	¾	4 TERRI RULES (IRE)	L Carter	4	9-3	Daniel Muscutt	8/1	56	0	0	0	0.00	0.00	-
3rd	3	nk	1 MAN OF THE SEA (IRE)	N Mulholland	3	9-7 T,CP	Ben Curtis	5/1	60	0	0	0	0.00	0.00	-
4th	5	ns	5 FAREEQ	C Wallis	5	9-2 BL,T	Richard Kingscote	5/1	55	0	0	0	0.00	0.00	-
5th	6	hd	6 OH SO NICE	A Carroll	3	8-13	Tom Marquand	11/2	52	0	0	0	0.00	0.00	-
6th	10	¾	3 SUPERSEDED (IRE)	J Butler	3	9-4	Luke Morris	16/1	57	0	0	0	0.00	0.00	-
7th	7	¾	9 PHAROH JAKE	J Bridger	11	8-0	George Rooke (7)	25/1	46	0	0	0	0.00	0.00	-
8th	1	hd	10 WANEEN (IRE)	J Butler	6	8-7	Joey Haynes	20/1	46	0	0	0	0.00	0.00	-
9th	8	4	8 ASK THE GURU	M Attwater	9	8-7 BL	Nicola Currie	50/1	46	0	0	0	0.00	0.00	-
10th	4	1½	7 STARCHANT	J Bridger	3	8-7 BL	Kieran O'Neill	16/1	46	0	0	0	0.00	0.00	-
									0	0	0	0.00	0.00		

Winning Time: 0m 58.83s

Tote Returns

Tote Win: £2.50, Tote Place: £1.10 £2.90 £2.20, Straight Forecast: £17.44, Exacta: £18.10, Tricast: £67.94, Trifecta £58.20

Don't have access to the most cutting-edge form tools in UK today? [Claim your trial here](#)

Sectionals on Full Result

The real power of the sectional data can be found within the Full Result tab. There are several new tools to assist Gold users to get under the skin of a race. This is how the result tab looks (assuming sectional content has been enabled from your 'My Geegeez' area).

Wolverhampton

16:50 17:20 **17:50** 18:20 18:50 19:20 19:50 20:20

07-December-2019 17:50 Ladbrokes Home Of The Odds Boost EBF Novice Stakes (5) 2yo

Winner: **£3429.00** Class: **5** Distance: **1m 142y** Runners: **11** Going: **Standard**

CARD RESULT FULL FORM INSTANT EXPERT PACE DRAW ODDS

Sectional Percentages: OMC Call Points

Chart Sectionals Running Lines Comments Ratings Future Form

S-6: **Q FAST 97.2% (+3.2%)** 6-4: **Q SLOW 95.9% (-3.6%)** 4-3: **V SLOW 90.6% (-6.0%)** 3-2: **Q FAST 102.7% (+2.1%)** 2-0: **FAST 113.8% (+6.0%)**

Pos	Dr	Dist	Horse	Trainer	Age	Wgt	Jockey	SP	OR	R	W	P	W P/L	EW P/L	UP
1st	6	-	9 WALDKONIG	J Gosden	2	9-5	Robert Havlin	6/4f		0	0	0	0.00	0.00	26
2nd	3	9	11 ZORAN	H Palmer	2	9-5 t	James Doyle	9/4		0	0	0	0.00	0.00	9
3rd	8	½	8 SOCIALLY SHADY	K Burke	2	9-5	Clifford Lee	20/1		2	0	0	-2.00	-2.00	14
4th	5	1	3 FIGHTING DON (FR)	H Dunlop	2	9-5	Luke Morris	16/1		0	0	0	0.00	0.00	7
5th	1	2½	2 CALL MY BLUFF (IRE)	D Ffrench Davis	2	9-5	Liam Keniry	50/1		1	0	0	-1.00	-1.00	7
6th	13	ns	10 ZEIMAAM (IRE)	O Burrows	2	9-5	Kieran Shoemark	3/1		0	0	0	0.00	0.00	5
7th	7	1	13 VISCHIO (IRE)	J Portman	2	9-0	Charlie Bennett	66/1		2	0	0	-2.00	-2.00	14
8th	4	4	6 PABLO HERNANDEZ	D O'Meara	2	9-5	Adam Kirby	12/1		1	0	0	-1.00	-1.00	9
9th	2	1½	4 JERSEY GREY (FR)	J Osborne	2	9-5	David Probert	100/1		0	0	0	0.00	0.00	4
10th	11	¾	12 HANDFUL OF GOLD (IRE)	K Bishop	2	9-0	Tom Queally	200/1		3	0	0	-3.00	-3.00	6
11th	12	¾	5 MACK THE KNIFE (IRE)	J Osborne	2	9-5	Nicola Currie	100/1		0	0	0	0.00	0.00	7
NR	9	-	1 BORSTAL BULL (IRE)	P Makin	2	9-5	Paul Mulrennan	-		0	0	0	0.00	0.00	-
NR	10	-	7 ROYAL VOTE (USA)	S Bin Suroor	2	9-5	Hector Crouch	-		0	0	0	0.00	0.00	-
										9	0	0	-9.00	-9.00	

Winning Time

1m 50.71s

Users have the option to view any or all of a) their own ratings, b) in-running comments, c) sectional timing data, and/or d) running lines. There is also an option to view various visualisations of the race in chart format.

The content within the result can be viewed through either OMC (three sections) or Call Points (five sections) by selecting the appropriate radio button option top left.

Clicking any of the blue buttons will display that component – for instance, running lines – for all runners in the race.

To view data for a single runner, click its finishing position – see the image below.

Wolverhampton

16:50 17:20 **17:50** 18:20 18:50 19:20 19:50 20:20

07-December-2019 17:50 Ladbrokes Home Of The Odds Boost EBF Novice Stakes (5) 2yo

Winner: £3429.00 Class: 5 Distance: 1m 142y Runners: 11 Going: Standard															
CARD	RESULT	FULL FORM	INSTANT EXPERT	PACE	DRAW	ODDS									
Sectional Percentages: <input type="radio"/> OMC <input checked="" type="radio"/> Call Points							Chart	Sectionals	Running Lines	Comments	Ratings	Future Form			
S-6: Q FAST 97.2% (+3.2%)		6-4: Q SLOW 95.9% (-3.6%)		4-3: V SLOW 90.6% (-6.0%)		3-2: Q FAST 102.7% (+2.1%)		2-0: FAST 113.8% (+6.0%)							
Pos	Dr	Dist	Horse	Trainer	Age	Wgt	Jockey	SP	OR	R	W	P	W P/L	EW P/L	UP
1st	6	-	9 WALDKONIG	J Gosden	2	9-5	Robert Havlin	6/4f		0	0	0	0.00	0.00	26
tracked leaders, hung right from over 2f out, led soon after, shaken up and quickened clear over 1f out, eased towards finish, impressive															
Date	Race Conditions			Wgt	Outcome			Jockey	OR	RPR	TS	R	W	P	
Not raced since															
S-6: Q FAST 96.5% (+2.4%)		6-4: SLOW 95.3% (-4.2%)		4-3: V SLOW 91% (-8.2%)		3-2: FAST 105.5% (+4.9%)		2-0: V FAST 113.8% (+11.5%)							
4 ^{1½}	4 ^{2½}	4 ²	1 ^¾	1 ⁹	S-6 35.11 (35.11)	6-4 61.98 (26.87)	4-3 76.06 (14.08)	3-2 88.20 (12.14)	2-0 110.71 (22.51)						
2nd	3	9	11 ZORAN	H Palmer	2	9-5 t	James Doyle	9/4		0	0	0	0.00	0.00	9
3rd	8	½	8 SOCIALLY SHADY	K Burke	2	9-5	Clifford Lee	20/1		2	0	0	-2.00	-2.00	14

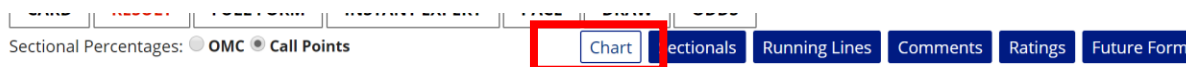
In the above image, where Call Points are the selected display format, the coloured blocks at the top of the result are the **RACE** sectionals. These relate to the race leader at the end of each section.

The inline coloured blocks and data relate to a **HORSE**, in this case Waldkonig. Having clicked on his finishing position, the in-running comment and running lines data are also displayed.

Thus, in this example, where Waldkonig led throughout the final two-furlong section (2-0), the sectional time (22.51 seconds), race time (1:50:71) and sectional percentage (113.8%) are the same for the race as they are for the runner, Waldkonig.

Full Result Sectional Charts

It is possible to visualise a race, or the performance of a selection of runners from a race, using Full Result Sectional Charts. To do this, click the 'Chart' button. The button colour changes to white to indicate it has been selected. Clicking this button again hides the chart content.



The default chart view, as shown in the dropdowns top right of the main chart display, is 'Sectional Percentage' and 'By Furlong'.

Wolverhampton

16:50 17:20 **17:50** 18:20 18:50 19:20 19:50 20:20

07-December-2019 17:50 Ladbrokes Home Of The Odds Boost EBF Novice Stakes (5) 2yo

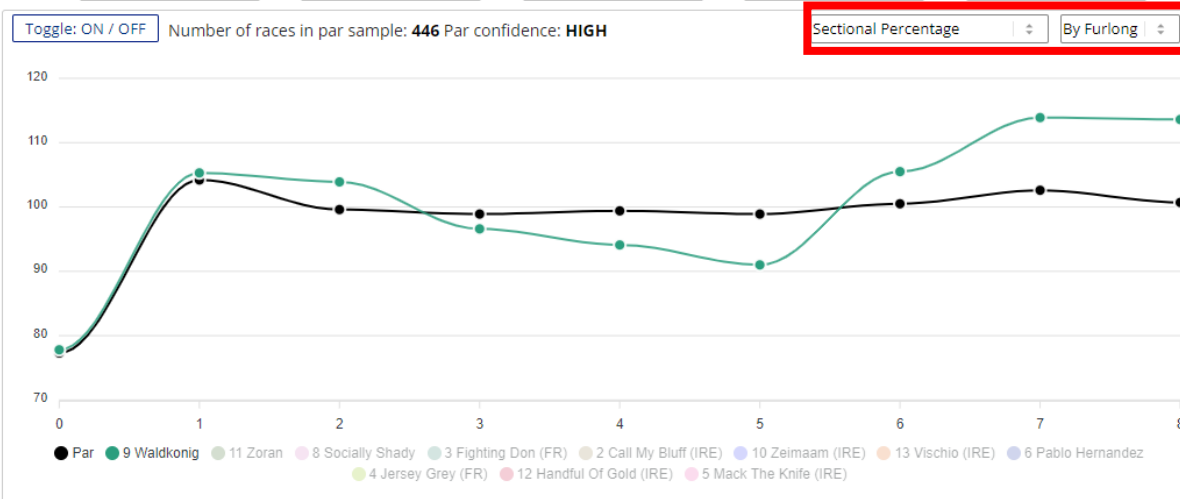
Class: 5 Distance: 1m 142y Runners: 11 Going: Standard Winner: £3429.00 Conditions Odds

CARD RESULT FULL FORM PROFILER INSTANT EXPERT PACE DRAW ODDS

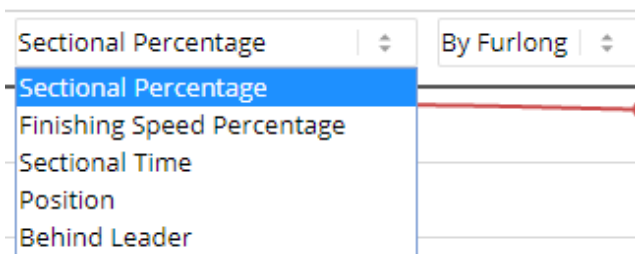
Sectional Percentages: OMC Call Points

Chart Sectionals Running Lines Comments Ratings Future Form

S-6: 97.2% | 34.87 (34.87) 6-4: 95.9% | 26.72 (1:01.59) 4-3: 90.6% | 14.14 (1:15.73) 3-2: 102.7% | 12.47 (1:28.20) 2-0: 113.8% | 22.51 (1:50.71)



There are also options for 'Finishing Speed Percentage', 'Sectional Time', 'Position', and Distance 'Behind Leader'; and sectional breakdowns 'By Furlong', 'Call Points' or 'OMC'.



Don't have access to the most cutting-edge form tools in UK today? [Claim your trial here](#)

The chart consists of lines for any selected runner(s) (default is PAR and the race winner). Underneath the main chart area, users may select/deselect any/all runners; and above left there is an option to toggle all runners on or off.

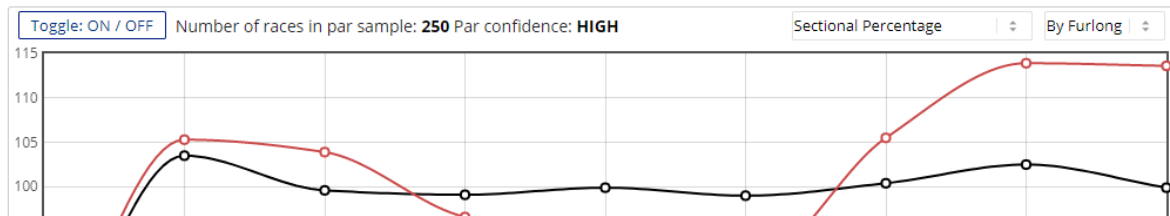
The black PAR line, which exists for the 'Sectional Percentage', 'Finishing Speed Percentage' and 'Sectional Time' views, is an indication of how a race may be considered to have been run optimally. The further away from the PAR line a horse's own chart line is, the less efficiently it ran.

And the less efficiently a horse ran, the more potential it has to perform better – or at least more efficiently, which will normally equate to the same thing.

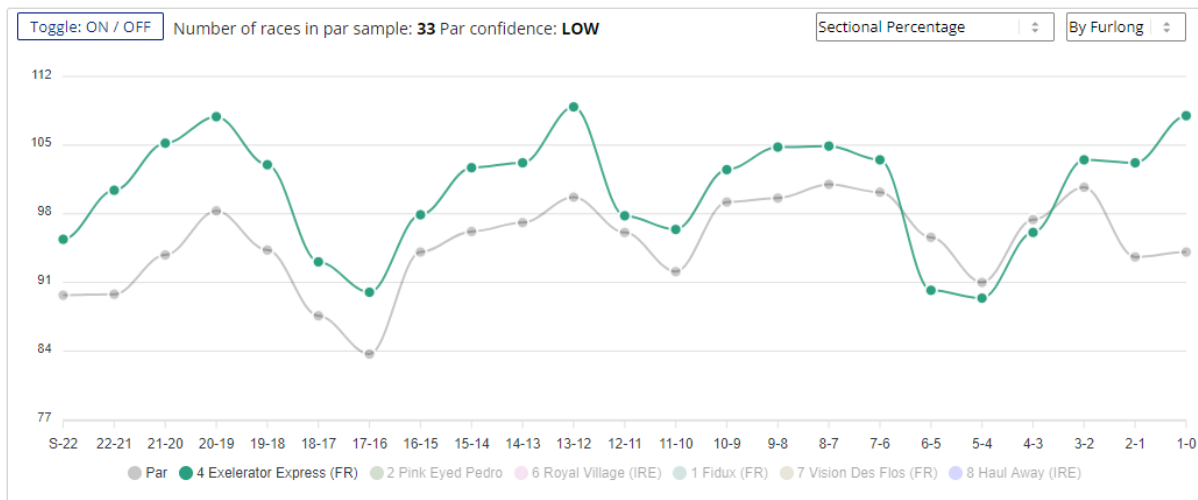
PAR is derived from an nth percentile of all races run over a given course and distance, and the distribution of energy between the various sections in that nth percentile race.

It follows that the more races run over a course and distance, the higher the confidence in the PAR data. As can be seen from the two contrasting examples below, confidence in PAR data varies on the basis of volume or races at a course/distance.

High confidence example:



Low confidence example:



Over time, the sample sizes will grow and so will confidence in the PAR data for currently less recorded course/distance combinations.

Don't have access to the most cutting-edge form tools in UK today? [Claim your trial here](#)

Sectional Upgrades

On the right-hand side of the full result is a new column, UP, which shows any 'upgrade' a horse may have been awarded. This figure, whilst not completely meaningless in isolation, does need to be considered in the context of how fast (or slowly) a race was run.

In the Waldkonig example above, the overall time figure for the race was nothing of note; but the finishing burst was extraordinary – according to Simon Rowlands, the final furlong ranked 39th of over 15,000 recorded performances, in the top quarter of a percent.

Users may elect to apply UP figures to a speed figure rating set, or simply to note that a large upgrade means a horse may be capable of significantly better *in a similarly run race*.

There are no negative upgrades: a horse whose energy is distributed efficiently will receive a zero rating. In the event of a horse being beaten a very long way, that runner will also receive a zero rating, rather than what might very likely be an artificially high upgrade.

Each day's top sectional upgrade runners can be viewed on the 'Fast Finishers' report – see the reports section of this guide for more information.

User Ratings and Notes

A major new addition in April 2019 is the ability for users to add notes and a private rating for horse performance.

Ratings Setup

Before adding ratings, many users will elect to create scales which enable auto-calculation. These are simply pounds-per-length calculations based on distance and optionally going. This is undertaken via the My Ratings Settings page, found in the Notes & Ratings dropdown on My Geegeez.



My Ratings Settings

The My Ratings Settings page looks like this:

MY RATINGS SETTINGS

Name: Flat Turf Fast	Race Code: Flat Turf	From: Hard	To: Good/Soft	REMOVE																
Distance (furlongs)																				
5	5.5	6	6.5	7	8	9	10	11	12	13	14	15	16							
3	3	2.7	2.7	2.4	2.2	2.1	2	1.8	1.6	1.4	1.2	1.1	1							
Name: Flat Turf Slow	Race Code: Flat Turf	From: Good/Yielding	To: Heavy	REMOVE																
Distance (furlongs)																				
5	5.5	6	6.5	7	8	9	10	11	12	13	14	15	16							
3.6	3.6	3.25	3.25	2.9	2.65	2.5	2.4	2.2	1.9	1.7	1.5	1.3	1.2							
Name: Flat AW	Race Code: Flat AW	From: Fast	To: Sand	REMOVE																
Distance (furlongs)																				
5	5.5	6	6.5	7	8	9	10	11	12	13	14	15	16							
3	3	2.7	2.7	2.4	2.2	2.1	2	1.8	1.6	1.4	1.2	1.1	1							
Name: NH Quick	Race Code: NH	From: Hard	To: Good/Soft	REMOVE																
Distance (furlongs)																				
16	17	18	19	20	21	22	23	24	25	26	27	28	29	30	31	32	33	34	35	36
1	1	0.9	0.9	0.9	0.8	0.8	0.8	0.8	0.75	0.75	0.75	0.75	0.7	0.7	0.7	0.7	0.7	0.7	0.7	0.7
Name: NH Slow	Race Code: NH	From: Good/Yielding	To: Heavy	REMOVE																
Distance (furlongs)																				
16	17	18	19	20	21	22	23	24	25	26	27	28	29	30	31	32	33	34	35	36
1.25	1.25	1.125	1.125	1.125	1	1	1	1	0.9375	0.9375	0.9375	0.9375	0.875	0.875	0.875	0.875	0.875	0.875	0.875	0.875
ADD																	RESTORE DEFAULTS			SAVE

Each of the blocks represents a different combination of race code and going range. These are the default settings, and ratings are calculated based on the priority sequence of the blocks (in case of overlap between race code/going range).

Users are able to add or remove blocks using the buttons; re-sequence the blocks by dragging and dropping them; and also to restore the defaults.

Once any setting revisions have been saved, ratings for beaten horses will be calculated automatically based on these settings and the winner's given rating.

Adding Notes and Ratings

Notes and ratings are added from within a race result. The default layout is for the functionality to be hidden. Click 'Ratings' to display the ratings features.

Catterick

14:00 **14:30** 15:00 15:32 16:04 16:35 17:10

23-April-2025 14:30 Bet At racingtv.com Handicap (0-75) (5) 3yo

Class: 5		Distance: 5f		Runners: 8		Going: Good to Firm		Winner: £4711.00		Conditions		Odds							
CARD	RESULT	FULL FORM	PROFILER	INSTANT EXPERT	PACE	DRAW	TRENDS	ODDS											
Pos	Dr	Dist	RS	Horse	Trainer	Age	Wgt	Jockey	SP	BSP	PI BSP	Hi/Lo	OR	R	W	P	W P/L	EW P/L	UP
1st	1	-	M	7 MILITARY GIRL (IRE)	M Dods	3	9-3	Connor Beasley	7/2	5.30	1.86	3.75/-	69	0	0	0	0.00	0.00	-
2nd	4	½	L	9 LUCIUS AURELIUS	K A Ryan	3	8-13	Tom Eaves	2/1f	3.27	1.44	-2.00	65	0	0	0	0.00	0.00	-
3rd	10	1½	P	6 I'M NEXT	T Easterby	3	9-6	David Allan	17/2	12.00	3.20	-3.80	72	0	0	0	0.00	0.00	-
4th	2	1¼	H	10 INDY'S ANGEL	P Kirby	3	8-9	Cam Hardie	33/1	38.66	8.51	-44	61	0	0	0	0.00	0.00	-
5th	9	1½	H	1 JM JHINGREE (IRE)	J Goldie	3	9-9 h	Paul Mulrennan	12/1	14.50	4.45	-25	75	0	0	0	0.00	0.00	-
6th	8	1	L	8 TEES AGGREGATES (IRE)	A Nicholls	3	9-0	Harrison Shaw	5/1	7.20	2.08	-5.70	66	0	0	0	0.00	0.00	-
7th	3	4¼	M	5 COMMANDER ATKINSON	G Oldroyd	3	9-6 CP	P J McDonald	9/2	6.37	2.22	-5.80	72	0	0	0	0.00	0.00	-
8th	7	20	H	3 ROCK N ROLL ROCKET (IRE)	D Loughnane	3	9-7	Rossa Ryan	16/1	24.92	5.70	-24	73	0	0	0	0.00	0.00	-
NR	5	-	U	2 J STREET	I Furtado	3	9-9	Joanna Mason	-	-	-	-	75	0	0	0	0.00	0.00	-
NR	6	-	U	4 BEAUJOLAIS NOUVEAU	B Haslam	3	9-7	Jason Hart	-	-	-	-	73	0	0	0	0.00	0.00	-
0 0 0 0.00 0.00																			

Once 'Ratings' has been clicked, the page reformats as follows:

Catterick

14:00 **14:30** 15:00 15:32 16:04 16:35 17:10

23-April-2025 14:30 Bet At racingtv.com Handicap (0-75) (5) 3yo

Class: 5		Distance: 5f		Runners: 8		Going: Good to Firm		Winner: £4711.00		Conditions		Odds							
CARD	RESULT	FULL FORM	PROFILER	INSTANT EXPERT	PACE	DRAW	TRENDS	ODDS											
Replay Comments Ratings Future Form																			
Meeting Note																			
Lbs/Length <input type="text" value="3"/> Race Note <input type="text"/>																			
<input type="button" value="CALCULATE"/>																			
<input type="button" value="SAVE RATINGS"/>																			
Pos	Dr	Dist	RS	Horse	Trainer	Age	Wgt	Jockey	SP	BSP	PI BSP	Hi/Lo	OR	R	W	P	W P/L	EW P/L	UP
1st	1	-	M	7 MILITARY GIRL (IRE)	M Dods	3	9-3	Connor Beasley	7/2	5.30	1.86	3.75/-	69	0	0	0	0.00	0.00	-
				Rating	Runner note														
				<input type="text"/>	<input type="text"/>														
2nd	4	½	L	9 LUCIUS AURELIUS	K A Ryan	3	8-13	Tom Eaves	2/1f	3.27	1.44	-2.00	65	0	0	0	0.00	0.00	-
				Rating	Runner note														
				<input type="text"/>	<input type="text"/>														
3rd	10	1½	P	6 I'M NEXT	T Easterby	3	9-6	David Allan	17/2	12.00	3.20	-3.80	72	0	0	0	0.00	0.00	-
				Rating	Runner note														
				<input type="text"/>	<input type="text"/>														
4th	2	1¼	H	10 INDY'S ANGEL	P Kirby	3	8-9	Cam Hardie	33/1	38.66	8.51	-44	61	0	0	0	0.00	0.00	-
				Rating	Runner note														
				<input type="text"/>	<input type="text"/>														

Adding Notes

Notes may be added at the MEETING, RACE or HORSE level. Notes are auto-saved when a user clicks elsewhere on the page, but it is strongly recommended to use the 'SAVE' buttons provided.

Don't have access to the most cutting-edge form tools in UK today? [Claim your trial here](#)

CARD	RESULT	FULL FORM	PROFILER	INSTANT EXPERT	PACE	DRAW	TRENDS	ODDS
------	--------	-----------	----------	----------------	------	------	--------	------

[Replay](#)
[Comments](#)
[Ratings](#)
[Future Form](#)

Meeting Note
Track played much fairer than it often does at Catterick

Lbs/Length: Race Note:

Pos	Dr	Dist	RS	Horse	Trainer	Age	Wgt	Jockey	SP	BSP	PI BSP	Hi/Lo	OR	R	W	P	W P/L	EW P/L	UP
1st	1	-	M	7 MILITARY GIRL (IRE)	M Dods	3	9-3	Connor Beasley	7/2	5.30	1.86	3.75/-	69	0	0	0	0.00	0.00	-
Rating				Runner note															
<input type="text" value="71"/>				<input type="text" value="Nicely measured ride, got up close home. Wouldn't bank on a repeat next time."/>															
2nd	4	½	L	9 LUCIUS AURELIUS	K A Ryan	3	8-13	Tom Eaves	2/1f	3.27	1.44	-/2.00	65	0	0	0	0.00	0.00	-
Rating				Runner note															

Adding Ratings

To add a rating, enter the winner's figure into the box marked 'Rating'. The Lbs/Length box is pre-populated based on the Rating Settings page data but may be over-written if required.

Once the winner's rating has been entered and the CALCULATE button pressed, the beaten horse's figures are automatically calculated. Click 'SAVE RATINGS' to save.

Pos	Dr	Dist	RS	Horse	Trainer	Age	Wgt	Jockey
1st	1	-	M	7 MILITARY GIRL (IRE)	M Dods	3	9-3	Connor
Rating				Runner note				
<input type="text" value="71"/>				<input type="text" value="Nicely measured ride, got up close home. Wouldn't bank on a repeat next time."/>				
2nd	4	½	L	9 LUCIUS AURELIUS	K A Ryan	3	8-13	Tom Ea
Rating				Runner note				
<input type="text" value="66"/>				<input type="text"/>				
3rd	10	1½	P	6 I'M NEXT	T Easterby	3	9-6	David Al
Rating				Runner note				
<input type="text" value="68"/>				<input type="text"/>				
4th	2	1¼	H	10 INDY'S ANGEL	P Kirby	3	8-9	Cam Ha
Rating				Runner note				
<input type="text" value="53"/>				<input type="text"/>				
5th	9	1½	H	1 JM JHINGREE (IRE)	J Goldie	3	9-9 h	Paul Mu
Rating				Runner note				
<input type="text" value="63"/>				<input type="text"/>				

Viewing Notes and Ratings

Notes and ratings may be viewed within the Full Form tab. Ratings are displayed on the right-hand side. **N.B. Users must opt to display the ratings from the My Racecard Options section on the My Geegez page.**

Don't have access to the most cutting-edge form tools in UK today? [Claim your trial here](#)

BSP	PI BSP	Hi/Lo	Jockey	Trainer	OR	RP	PR	TS	UP	R	W%	P%	R1
14.50	4.45	-/25	Paul Mulrennan	J Goldie	75	68	-	49	-	0	0%	0%	63
BREAK													
10.50	4.67	-/5.00	Jason Hart	J & S Quinn	74	77	75	37	-	7	0%	29%	-

Notes are displayed by hovering over elements of the form line, as follows:

Date – meeting note

Date	Race Outcome	Jockey	Trainer	OR	RP	TS	R	W%	P%	R1	R2
23 Apr 19	SED 19G Cl6,1K	11-12	U 1/4 27l Hurricane Vic[2/5F]11-12	Mr Tommie M O'Brien	C Pimlott	- - -	0	0%	0%	85	0

Race / Conditions – race note

Date	Race / Conditions	Wgt	DR	RS	Ra	Trainer	OR	RP	TS	R	W%	P%	R1	R2	
23 Apr 19	SED 19G Cl6,1K	11-12	U	1/4	27l Hurricane Vic[2/5F]11-12	Mr Tommie M O'Brien	C Pimlott	-	-	-	0	0%	0%	85	0

Race Outcome – horse note

Date	Race / Conditions	Wgt	DR	RS	Ra	Trainer	OR	RP	TS	R	W%	P%	R1	R2	
23 Apr 19	SED 19G Cl6,1K	11-12	U	1/4	27l Hurricane Vic[2/5F]11-12	Mr Tommie M O'Brien	C Pimlott	-	-	-	0	0%	0%	85	0

Exporting Notes and Ratings

Users may export any generated notes and ratings content to csv from the My Geegeez page. Select the 'Notes & Ratings' section, and then click DOWNLOAD CSV.

1	A	B	C	D	E	F	G	H	I	J	K	L
1	Date Time	Venue	Distance	Going	Class	Position	Horse	R1	R2	Horse Note	Race Note	Meet Note
2	23/04/2019 16:15	Sedgefield	2m 3f 65y	Good	6	0	Exclusive Rights	0	0		Winner dominated this inferior field though may have been helped by the speed bias	The speed on the front seemed to hold
3	23/04/2019 16:15	Sedgefield	2m 3f 65y	Good	6	1	Carter McKay	85	0	Jumped well enough, never under serious threat	Winner dominated this inferior field though may have been helped by the speed bias	The speed on the front seemed to hold
4	23/04/2019 16:15	Sedgefield	2m 3f 65y	Good	6	2	Hurricane Vic	51	0		Winner dominated this inferior field though may have been helped by the speed bias	The speed on the front seemed to hold
5	23/04/2019 16:15	Sedgefield	2m 3f 65y	Good	6	3	Al Le Gone	35	0		Winner dominated this inferior field though may have been helped by the speed bias	The speed on the front seemed to hold

Don't have access to the most cutting-edge form tools in UK today? [Claim your trial here](#)

Reports

Geegeez Gold has a suite of reports, to which new ones are added on a periodic basis. Reports can be accessed via the dropdown on the main Racecards page, and open in a new window.

The reports are:

- A to Z
- Class Move
- The Shortlist
- Hot Form
- Horses For Courses
- Head To Head
- Best Of Instant Expert Report
- Trainer Statistics*
- Jockey Statistics*
- Trainer/Jockey Combination Statistics*
- Trainer Handicap 1st Run [Code]*
- Trainer Change*
- Trainer 2yo 1st Start*
- Sire Snippets*
- Trainer Snippets*
- Report Angles
- QT Angles*
- Fast Finishers*
- 1st Headgear / Surgery

Those reports with an * next to them have additional functionality, more details of which can be found at the end of the Reports section.

Further detail on each report follows below.

The screenshot displays the 'Reports' dropdown menu for a race at Lingfield Park. The dropdown lists various report categories, including 'A to Z', 'Class Move', 'The Shortlist', 'Hot Form', 'Horses 4 Courses', 'Head 2 Head', 'Best Of', 'Trainer Stats', 'Jockey Stats', 'Trainer Jockey Combo', 'Trainer H'cap 1st Run', 'Trainer Change', 'Trainer 2yo First Start', 'Sire Snippets', 'Trainer Snippets', 'Report Angles', and 'QT Angles'. The main page shows race details for 'Materials At Lingfield Park Nursery Handicap (0-100)' with 6 runners, including R Hannon, R Beckett, J Tuite, E Stanford, M Botti, and L Dace.

Don't have access to the most cutting-edge form tools in UK today? [Claim your trial here](#)

'A to Z' Report

Added in February 2018, this simple report presents a full alphabetical listing of the day's runners.

Crucially, it can be sorted by all of race time, meeting, horse name, trainer, jockey and sire. Thus, if you're looking to see, for example, whether a particular jockey has rides today (or tomorrow), you can establish that in a jiffy.

Clicking a race time will open that race in a new tab, whereas clicking any of trainer, jockey or sire name will open a pop-up window with the selection's form profile.

Clicking the odds to the right will take you to the best odds bookmaker for that selection.

A To Z Report

Today Tomorrow

TIME	COURSE	#	SILK	HORSE	TRAINER	JOCKEY	SIRE	ODDS
13:00:00	Ayr	1		Abbey Scope	N Richards	Sean Quinlan	Telescope	28/1
15:12:00	Chelmsford	7		Adace	D Ivory	J F Egan	Adaay	25/1
18:30:00	Wolverhampton	6		Adelaide Bay	T Faulkner	William Carson	New Bay	40/1
18:30:00	Wolverhampton	4		Al Hofzan	Mrs G Nicholls	William Cox	Kodiac	18/1
19:00:00	Wolverhampton	1		Al Rufaa	Daniel & Claire Kubler	Callum Rodriguez	Kingman	5/2

Don't have access to the most cutting-edge form tools in UK today? [Claim your trial here](#)

'Class Move' Report

Added in October 2018, this simple report shows those horses which are racing today in a different class from last time. It further shows by how many levels a horse is rising or dropping in class.

The report can be sorted by all column headings to enable users to, for instance, see which horses have dropped most in class today.

Clicking a race time will open that race in a new tab, whereas clicking the odds to the right will take you to the best odds bookmaker for that selection.

Class Move

TodayTomorrowALL

Race Type

ALL

HCAP

UPDATE

TIME	COURSE	#	FORM	COLOURS	HORSE	AGE	WGT	TRAINER	CLASS MOVE	ODDS
12:42	Chelmsford	1	14225-		Charlie Mason	5	10-0	A Carroll	DOWN 3	11/8
12:42	Chelmsford	6	14918-		Merrimack	5	9-7	S C Williams	DOWN 1	10/1
12:42	Chelmsford	4	00988-		Nazron	5	9-12	I Furtado	DOWN 1	28/1

Don't have access to the most cutting-edge form tools in UK today? [Claim your trial here](#)

'The Shortlist' Report

The Shortlist is a simple – and usually brief – report highlighting those horses with a largely 'green' profile in the Instant Expert Report each day.

It covers win or place stats and can be viewed for both today's and tomorrow's racing.

Here is an example:

The Shortlist

Today Tomorrow Win Place

TIME	COURSE	HORSE	ODDS	GOING	CLASS	COURSE	DISTANCE	FIELD	SCORE
15:30	Ayr	Whistle Stop Tour	6/1	GREEN	GREEN	GREEN	GREEN	AMBER	13
15:42	Chelmsford	Time Tested	13/8	GREEN	GREY	GREEN	GREEN	GREEN	12
19:00	Wolverhampton	Studios	10/1	GREEN	AMBER	AMBER	GREEN	GREEN	11
14:42	Chelmsford	Thanh Nam	15/8	AMBER	GREEN	AMBER	GREEN	GREEN	11

GREEN is good (33% or better win rate) – worth 3 points

AMBER is quite good (16-32% win rate) – worth 1 point

RED is not so good (0-15% win rate) – worth -1 points

GREY means there is no available data for that factor - worth 0 points

The final column, 'Score', is the sum of the previous five 'colour' columns, with 15 being an all green profile, and 9 being the lowest score appearing on this report.

HINT: The best bets are not necessarily the highest scores. Rather, they are often the biggest difference between a Shortlist horse and the 'best of the rest' in that race.

Put another way, in the image above, there are two horses in each of the 13:20 Uttoxeter and the 14:00 Thurles. Neither race has a Shortlist runner with a significant edge over its rivals.

By contrast, the top scoring horse, Albonny in the 18:55 Kempton, has no rivals on this list and is therefore at least five points (his score, less the highest score not to make the report, i.e. 13 – 8) clear of the next best suited horse in his race. All other things being equal, he might make a decent bet.

[Clicking the race time will take the user to the Instant Expert grid for that race, thus allowing a full comparison with the horse's rivals]

N.B. Shortlist selections are unlikely to make a profit, at SP at least, to blind backing. Our recommendation is – and has always been – that The Shortlist should be a starting point rather than an end in itself. That said, it continues to highlight horses whose chance is better than recent form - and its odds - imply.

Don't have access to the most cutting-edge form tools in UK today? [Claim your trial here](#)

NOTE re The Shortlist

Sometimes it looks as though a horse should qualify for The Shortlist report, but doesn't. It might have a 'line of green' profile and yet still not appear on The Shortlist. How can this be? The answer is thus:

Essentially, I wanted to demand consistency from a horse under at least one criterion within The Shortlist. So I requested that in order for a horse to appear it **must have won OR placed at least three times under one of the conditions** to qualify. The logic is below:

WHERE (going.wins >= 3 AND going.wins / going.runs >= 0.33)
OR (going.places >= 3 AND going.places / going.runs >= 0.5)
OR (class.wins >= 3 AND class.wins / class.runs >= 0.33)
OR (class.places >= 3 AND class.places / class.runs >= 0.5)
OR (course.wins >= 3 AND course.wins / course.runs >= 0.33)
OR (course.places >= 3 AND course.places / course.runs >= 0.5)
OR (distance.wins >= 3 AND distance.wins / distance.runs >= 0.33)
OR (distance.places >= 3 AND distance.places / distance.runs >= 0.5)
OR (field.wins >= 3 AND field.wins / field.runs >= 0.33)
OR (field.places >= 3 AND field.places / field.runs >= 0.5);

To remind you, horses score as follows:

GREEN – 3 points 33% win rate or higher

AMBER – 1 point 15-32% win rate

RED – -1 point 0-14% win rate (with at least one run)

GREY – 0 points never run under this condition

'Hot Form' Report

Added in July 2014, Hot Form allows users to specify a time period – 30 days, 60 days, 90 days, or 365 days – and the report will display the subsequent race performance for all** races associated with today's entries.

**To be displayed on Hot Form, a previous race must have satisfied at least one of the following criteria:

- 4 or more winners out of the race
- 8 or more placed horses out of the race
- 20% or more winners out of the race
- 50% or more placed horses out of the race

This is a great report for understanding the merit of a horse's form. Was it a good race that our fancy won last time out? Or were the horses he beat very slow? This report tells us.

Hot Form

Runs
5
Any

Wins
Any
Any

Places
Any
Any

Win %
25
Any

Place %
Any
Any

UPDATE

CLEAR

SHOW
HIDE
INLINE

Today

Tomorrow

30 Days

45 Days

60 Days

90 Days

TIME	TRACK	HORSE	HOT RACE DATE	COURSE	RESULT	RUNS	WINS	PLACES	WIN%	PLACE%	WIN PL	E/W PL
12:42	Chelmsford	Distant Rumble	19 Nov 25	Kempton Park	4	9	4	5	44%	56%	16.70	18.17
13:12	Chelmsford	Forca Timao	26 Nov 25	Southwell	7	8	2	4	25%	50%	-3.15	-4.98
13:12	Chelmsford	Different Tone	06 Dec 25	Wolverhampton	3	11	3	4	27%	36%	14.50	13.95
14:30	Ayr	Cowboy Cooper	08 Dec 25	Musselburgh	3	7	2	3	29%	43%	11.50	14.43
14:42	Chelmsford	Reason's Power	19 Nov 25	Kempton Park	4	11	3	6	27%	55%	0.05	1.26

Users can select today's racing or tomorrow's; and can sort the report by whichever column heading they prefer.

HINT: The key to using this report is to find those horses who finished close up in the 'hot race' in question, where that hot race has worked out well since.

For instance, Fast Track (circled in green above) was fourth at Newmarket on 21st June. Since that day, horses from the Newmarket race have run nine times with five of them winning, and one more – making six – placing. Assuming Fast Track is favoured by conditions today, it's possible his Newmarket run could be under-valued: the form looks very strong.

[On this occasion, Fast Track was given too much to do and was a fast-finishing neck second]

Don't have access to the most cutting-edge form tools in UK today? [Claim your trial here](#)

'Horses For Courses' Report

The Horses For Courses (H4C) report shows the full course history since 2009 of any horse running that has previously had a run at the track.

It is sorted by number of wins, but this can be changed to any column at the user's discretion.

As well as today's race time, course, horse name, jockey and trainer name, there is a breakdown of runs, wins and places, and profit and loss calculations for both win and each way betting, as well as Betfair SP profit/loss.

As with all Geegeez reports, there is a 'Today' and a 'Tomorrow' (for the next day's racing) view.

Here is an example:

Horses For Courses

Runs 5 Any	Wins Any Any	Places Any Any	Win % 25 Any	Place % Any Any	SP P/L Any Any	BSP P/L Any Any	EW P/L Any Any	UPDATE	CLEAR	SHOW HIDE INLINE	Race Type <input checked="" type="radio"/> ALL <input type="radio"/> HCAP
------------------	--------------------	----------------------	--------------------	-----------------------	----------------------	-----------------------	----------------------	--------	-------	------------------------	---

Today Tomorrow

TIME	TRACK	HORSE	JOCKEY	TRAINER	RUNS	WINS	PLACES	WIN%	PLACE%	SP P/L	BSP P/L	E/W P/L
18:30	Wolverhampton	River Wharfe	Mr M L Slater	A Carroll	10	3	3	30.00%	30.00%	35.75	61.07	37.30
19:30	Wolverhampton	Basholo	Zak Wheatley	Mrs S Barclay	24	6	13	25.00%	54.17%	38.75	53.51	58.73
18:30	Wolverhampton	Chifa	Luke Morris	E De Giles	14	6	8	42.86%	57.14%	25.33	37.32	34.00
18:30	Wolverhampton	Landlordtothestars	Charles Bishop	H J Evans	5	2	3	40.00%	60.00%	21.00	24.93	24.10
15:30	Ayr	Follow Charlie	Ben Smith	R Michael Smith	10	3	6	30.00%	60.00%	16.50	24.61	22.68

HINT: Layers might like to look towards the lower end of the report, for those with negative performance at the track.

TIME	TRACK	HORSE	JOCKEY	TRAINER	RUNS	WINS	PLACES	WIN%	PLACE%	SP P/L	BSP P/L	E/W P/L
17:30	Wolverhampton	Symbol Of Hope	Finley Marsh	A Wintle	11	0	0	0.00%	0.00%	-11.00	-11.00	-22.00
14:30	Ayr	Cave Hill	Alan Doyle	I Duncan	8	0	1	0.00%	12.50%	-8.00	-8.00	-14.60
15:12	Chelmsford	My Boy Harry	Tyler Heard	Jim & Suzi Best	8	0	1	0.00%	12.50%	-8.00	-8.00	-13.50
14:30	Ayr	Cowboy Cooper	Craig Nichol	D Whillans	7	1	1	14.29%	14.29%	3.00	6.25	-0.75
17:00	Wolverhampton	Lion Ring	Ryan Kavanagh	Andrew J Martin	7	0	1	0.00%	14.29%	-7.00	-7.00	-12.20
17:30	Wolverhampton	Tilsworth Ony Ta	Jonny Peate	J Jenkins	7	0	1	0.00%	14.29%	-7.00	-7.00	-5.00

Don't have access to the most cutting-edge form tools in UK today? [Claim your trial here](#)

'Head To Head' Report

The Head To Head (H2H) reports showcases how each runner has fared when facing today's rivals in the past.

It can be sorted by any column heading – in this case, win % - and clicking on the race time will open the race in question in a new window.

Clicking anywhere else in a particular row will reveal the full head to head record for that horse against today's rivals. Here is an example.

Head To Head

Runs 5 Any	Wins 2 Any	UPDATE	CLEAR	SHOW HIDE INLINE
------------------	------------------	--------	-------	------------------------

Today Tomorrow

TIME	COURSE	CLASS	DISTANCE	HORSE	RUNS	WINS	WIN%			
17:30	Wolverhampton	6	5f	Rogue De Vega	5	4	80			
DATE	COURSE	DISTANCE	CLASS	GOING	POSITION	RESULT	RIVAL	POSITION	BY	OR DIFF
23 Oct 2025	Southwell	4f 214y	6	Standard	6	Lost to	Juno Star	1	3.00L	6
02 Sep 2025	Wolverhampton	5f 21y	6	Standard	4	Beat	Colors Of Freedom	9	6.05L	4
17 Jun 2025	Thirsk	5f	6	Good to Firm	6	Beat	Back Before Dark	7	2.50L	-3
01 Nov 2024	Newcastle	5f	6	Standard	6	Beat	Second Collection	9	4.00L	3
14 Oct 2024	Wolverhampton	5f 21y	6	Standard	8	Beat	Symbol Of Hope	10	0.85L	-8
14:00	Ayr	5	2m 4f 100y	So Many Roads	8	6	75			

Don't have access to the most cutting-edge form tools in UK today? [Claim your trial here](#)

'Best of Instant Expert' Report

The 'Best of' Report features horses who have scored at least 50% place on any of the five Instant Expert Report elements: going, class, distance, course and field size.

It looks a busy report – and it is – but as a quick digest of those well suited to today's conditions, it is second to none.

All columns are sortable by their headings, and tomorrow's races can be inspected by clicking the 'Tomorrow' button.

Best Of Instant Expert

Today Tomorrow

TIME	HORSE	R	W	P	W%	P%	R	W	P	W%	P%	R	W	P	W%	P%	R	W	P	W%	P%	R	W	P	W%	P%
		GOING					CLASS					COURSE					DISTANCE					FIELD				
12:30	Cushendun	2	0	1	0	50	4	0	3	0	75	2	0	1	0	50	2	0	1	0	50	2	0	1	0	50
12:30	Sleedagh	1	0	1	0	100	3	0	3	0	100	0	0	0	0	0	1	0	1	0	100	1	0	1	0	100
13:30	Ballyfort	6	1	3	17	50	8	0	2	0	25	5	1	2	20	40	3	1	1	33	33	6	1	2	17	33
13:30	Rock On Jet	2	1	1	50	50	7	1	4	14	57	4	1	2	25	50	2	0	0	0	0	4	1	2	25	50
13:30	The Jeweller's Pet	4	1	2	25	50	9	1	2	11	22	6	2	4	33	67	0	0	0	0	0	2	0	0	0	0
14:00	Don Occhetti	3	0	0	0	0	5	1	3	20	60	0	0	0	0	0	3	0	0	0	0	1	0	0	0	0
14:00	Forest Blaze	3	1	2	33	67	7	1	4	14	57	1	0	1	0	100	6	2	4	33	67	1	0	1	0	100
14:00	Lewa House	8	1	2	13	25	21	1	8	5	38	11	0	3	0	27	13	1	7	8	54	3	1	1	33	33

HINT: Look to those horses that have proven aptitude for conditions on more than one occasion for extra confidence.

'Trainer Statistics' Reports

The Trainer Statistics report is, in fact, four reports in one. It contains information on a trainer's recent form, and their longer-term course form.

For each of 14-day, 30-day, course one year, and course five year form, users can filter by runs, wins, places, win %, place %, win profit/loss, each way profit/loss, Betfair SP profit/loss, A/E and IV.

Trainer Statistics

Runs 20 Any	Wins Any Any	Places Any Any	Win % 20 Any	Place % 33 Any	SP P/L Any Any	BSP P/L Any Any	EW P/L Any Any	A/E Any Any	IV Any Any	PRB 0.55 Any	UPDATE	CLEAR	SHOW HIDE INLINE	Race Type <input checked="" type="radio"/> ALL <input type="radio"/> HCAP
-------------------	--------------------	----------------------	--------------------	----------------------	----------------------	-----------------------	----------------------	-------------------	------------------	--------------------	--------	-------	------------------------	---

Today
Tomorrow
ALL
14 Day Form
30 Day Form
1 Year
Course 365 Day Form
Course 5 Year Form
CSV

TRAINER	COURSE	RUNS	WINS	PLACES	WIN%	PLACE%	SP P/L	BSP P/L	EW P/L	A/E	IV	PRB
^ Sir M Prescott	Wolverhampton	30	8	15	26.67	50.00	13.71	32.30	21.32	1.21	2.35	0.65
^ N Richards	Ayr	33	7	18	21.21	54.55	-0.72	5.76	-2.41	0.76	1.93	0.65
^ I Williams	Chelmsford	32	7	13	21.88	40.63	14.50	13.54	13.04	1.54	1.90	0.58

Clicking on any row in the report will reveal the runners that trainer has entered on the day in question, and clicking on the runner row – Threatening, in this example – will open that race in a new tab.

Clicking on the ^ to the left hand side will display individual performances making up the summary row data; in this example, it shows Sir Mark Prescott's 30 Wolverhampton runners from the previous year. All columns here are sortable.

TRAINER	COURSE	RUNS	WINS	PLACES	WIN%	PLACE%	SP P/L	BSP P/L	EW P/L	A/E	IV	PRB
^ Sir M Prescott	Wolverhampton	30	8	15	26.67	50.00	13.71	32.30	21.32	1.21	2.35	0.65

TIME	COURSE	#	FORM	COLOURS	HORSE	AGE	WGT	TRAINER	JOCKEY	ODDS
19:00	Wolverhampton	2	45317-		Threatening	4	9-11	Sir M Prescott	Luke Morris	11/4

DATE	TIME	COURSE	HORSE	JOCKEY	TRAINER	POSITION	RUNNERS	SP	BSP
30/12/2025	18:00	Wolverhampton	Chantelle	Luke Morris	Sir M Prescott	1	8	16/1	32.32
30/12/2025	17:00	Wolverhampton	Sunlit Sea	Luke Morris	Sir M Prescott	7	10	15/2	10.77
27/12/2025	18:00	Wolverhampton	Campeona	Luke Morris	Sir M Prescott	7	12	150/1	287.78
20/12/2025	18:45	Wolverhampton	Westcombe	Luke Morris	Sir M Prescott	1	10	11/10	2.18
13/12/2025	18:30	Wolverhampton	Sheriff's Court	Dylan Hogan	Sir M Prescott	8	11	4/1	5.30
22/11/2025	16:25	Wolverhampton	Sunlit Sea	Luke Morris	Sir M Prescott	3	9	14/1	18.23
08/11/2025	16:30	Wolverhampton	Hot And Cold	Callum Hutchinson	Sir M Prescott	6	10	100/1	150.00
02/11/2025	16:25	Wolverhampton	Sunlit Sea	Luke Morris	Sir M Prescott	2	5	22/1	07.10

HINT: It can help to cross refer the profit figures of the trainer with their win/place percentage. A few big-priced winners – as in the case of the example above – can mean a trainer has a high profit number but a low strike rate. You may need to be very patient, and a bit lucky, to come out in front this way!

HINT 2: Using an A/E and IV of 1 is a sensible starting point for backers. Layers might want to use that as a ceiling for the returned results.

Don't have access to the most cutting-edge form tools in UK today? [Claim your trial here](#)

'Jockey Statistics' Report

Similar to the Trainer Statistics report, the Jockey version displays the same type of data but for riders.

It is thus, is, four reports in one. It contains information on a jockey's recent form, and their longer term course form.

For each of 14 day, 30 day, course one year, and course five year form, users can filter by runs, wins, places, win %, place %, win profit/loss, each way profit/loss, Betfair SP profit/loss, A/E and IV.

Jockey Statistics

Runs 15 Any	Wins Any Any	Places Any Any	Win % Any Any	Place % 40 Any	SP P/L Any Any	BSP P/L Any Any	EW P/L Any Any	A/E Any Any	IV Any Any	PRB 0.6 Any	UPDATE	CLEAR	SHOW HIDE INLINE	Race Type <input checked="" type="radio"/> ALL <input type="radio"/> HCAP
-------------------	--------------------	----------------------	---------------------	----------------------	----------------------	-----------------------	----------------------	-------------------	------------------	-------------------	--------	-------	------------------------	---

Today Tomorrow ALL v 14 Day Form 30 Day Form 1 Year Course 365 Day Form Course 5 Year Form CSV

JOCKEY	COURSE	RUNS	WINS	PLACES	WIN%	PLACE%	SP P/L	BSP P/L	EW P/L	A/E	IV	PRB
▲ Ali Rawlinson	Wolverhampton	32	6	17	18.75	53.13	-7.12	-4.70	3.78	1.13	1.66	0.62
▲ David Nolan	Wolverhampton	15	2	8	13.33	53.33	-2.25	-0.35	7.81	1.19	1.18	0.63

TIME	COURSE	#	FORM	COLOURS	HORSE	AGE	WGT	TRAINER	JOCKEY	ODDS
19:30	Wolverhampton	5	02623-		Emperor's Son	5	9-6	R Fahey	David Nolan	9/2

Clicking on any row in the report will reveal the runners that jockey is due to ride on the day in question, and clicking on the runner rows will open that race in a new tab. Again, clicking the ^ icon on the left side will display the individual performances making up the summary row data.

'Trainer/Jockey Combination' Report

Bringing together the form of trainers and jockeys into a single composite report has produced excellent results for users.

Quite simply, some trainers turn to specific riders when they have one 'ready to win'. This report quickly identifies the most profitable combinations.

Trainer Jockey Combo Stats

Runs 10 Any	Wins Any Any	Places Any Any	Win % 20 Any	Place % 40 Any	SP P/L Any Any	BSP P/L Any Any	EW P/L Any Any	A/E 1.25 Any	IV Any Any	PRB 0.55 Any	UPDATE	CLEAR	SHOW HIDE INLINE	Race Type <input checked="" type="radio"/> ALL <input type="radio"/> HCAP	
Today	Tomorrow	ALL			14 Day Form	30 Day Form	1 Year	Course 365 Day Form	Course 5 Year Form	CSV					
TRAINER	JOCKEY	COURSE	RUNS	WINS	PLACES	WIN%	PLACE%	SP P/L	BSP P/L	EW P/L	A/E	IV	PRB		
Michael Bell	Hector Crouch	Chelmsford	10	4	5	40.00	50.00	1.93	2.85	2.05	1.95	3.47	0.66		
TIME	COURSE	#	FORM	COLOURS	HORSE	AGE	WGT	TRAINER	JOCKEY	ODDS					
13:12	Chelmsford	8	31322-		Cardinal Point	4	9-4	Michael Bell	Hector Crouch	9/4					
15:42	Chelmsford	6	41531-		Time Tested	5	9-3	Michael Bell	Hector Crouch	13/8					

Clicking on any row will reveal the entries for that trainer/jockey pairing. And clicking on the entry will open the race in a new tab.

HINT: Look for a good sample size – ideally five or more – combined with a decent win percentage (30%+), and a positive figure in the profit column.

HINT 2: This post might be a good starting point with regards to how to optimally use TJ Combo:

<http://www.geegeez.co.uk/profit-from-geegeez/>

'Trainer Handicap First Run [Code]' Report

As the name suggests, this report displays under its various tabs the performance of trainers who have horses making their handicap debut in a specific code of racing today. So, for example, a horse that may have had twenty runs on the flat including in flat handicaps, could be featured if making its handicap hurdle debut today.

Again, we're looking for trainers adept at improving their horses once they get them into handicap company. Here's an example report:

Trainer H'cap 1st Run (Code)

Runs 5 Any	Wins Any Any	Places Any Any	Win % Any Any	Place % Any Any	SP P/L Any Any	BSP P/L Any Any	EW P/L Any Any	A/E Any Any	IV Any Any	PRB Any Any	UPDATE	CLEAR	SHOW HIDE INLINE
------------------	--------------------	----------------------	---------------------	-----------------------	----------------------	-----------------------	----------------------	-------------------	------------------	-------------------	--------	-------	------------------------

TRAINER	RUNS	WINS	PLACES	WIN%	PLACE%	SP P/L	BSP P/L	EW P/L	A/E	IV	PRB	
▲ O Murphy	32	9	18	28.13	56.25	-3.33	-0.69	-4.39	1.19	2.93	0.67	
TIME	COURSE	#	FORM	COLOURS	HORSE	AGE	WGT	TRAINER	JOCKEY	ODDS		
15:00	Ayr	2	P41-43		Junker d'Allier	7	11-7	O Murphy	Sean Bowen	5/1		
▲ R Teal		12	1	5	8.33	41.67	-7.50	-6.49	-4.92	0.73	0.87	0.56
▲ A Balding		91	17	38	18.68	41.76	-9.71	0.14	-20.22	0.98	1.94	0.56

There are tabs for today and tomorrow, and four different views – one year, two years, five years, and five year course form.

Clicking on any row will reveal the entries for that trainer or trainer/track combination. And clicking on the line item will open the race in a new tab.

HINT: Look for a good sample size – ideally ten or more – combined with a decent win percentage (20%+), and a positive figure in the profit column.

'Trainer Change' Report

This report, added in March 2015, shows the performance of trainers with horses they've inherited from another stable on their first run. In other words, it attempts to highlight those trainers that are able to eke enough improvement out of a horse to enable it to win... and also to flag trainers who may not be as good at this as the public perceive.

Trainer Change

Runs Any	Wins Any	Places Any	Win % 10	Place % Any	SP P/L Any	BSP P/L Any	EW P/L Any	UPDATE	CLEAR	SHOW HIDE INLINE
-------------	-------------	---------------	-------------	----------------	---------------	----------------	---------------	--------	-------	------------------------

Today Tomorrow ALL
1 Year Form 2 Year Form 5 Year Form CSV

TRAINER	RUNS	WINS	PLACES	WIN%	PLACE%	SP P/L	BSP P/L	EW P/L	A/E	IV	PRB
^ N Richards	9	3	5	33.33	55.56	1.24	2.11	-0.39	0.96	3.80	0.69
TIME	COURSE	#	FORM	COLOURS	HORSE	AGE	WGT	TRAINER	JOCKEY	ODDS	
12:30	Ayr	8	1/23d-		Saint Malinas	7	11-6	N Richards	Craig Nichol	7/1	
^ S Crawford	6	1	1	16.67	16.67	20.00	24.16	21.25	5.58	1.90	0.56
^ L Russell & M Scudamore	105	13	38	12.38	36.19	-30.81	-16.97	-49.42	0.68	1.41	0.55
^ J Owen	103	19	36	18.45	34.95	-34.67	-27.49	-74.33	0.81	2.10	0.53

There are tabs for today and tomorrow, and four different views – one year, two years, five years, and five-year course form.

Clicking on any row will reveal the entries for that trainer or trainer/track combination. And clicking on the line item will open the race in a new tab.

HINT: Look for a good sample size – ideally ten or more – combined with a decent win percentage (20%+), and a positive figure in the profit column.

'Trainer 2yo First Start' Report



This report, added in late April 2015, highlights trainers who traditionally have their juvenile runners ready to fire on their debuts. And, for layers, it shows those whose horses are over-bet and opposable.

Here's a sample view:

TRAINER 2YO FIRST START

Runs	Wins	Places	Win %	Place %	Win PL	EW PL	A/E	IV	PRB	SHOW HIDE INLINE		CLEAR	UPDATE
5	Any	Any	Any	Any	Any	Any	1	1.5	Any				
Any	Any	Any	Any	Any	Any	Any	Any	Any	Any				

Today	Tomorrow	ALL	1 Year Form	2 Year Form	5 Year Form	Course 5 Year Form	CSV
-------	----------	-----	-------------	-------------	-------------	--------------------	-----

Trainer	Course	Runs	Wins	Places	Win%	Place%	Win P/L	EW P/L	A/E	IV	PRB
^ C Appleby	Chelmsford	259	78	152	30.12	58.69	14.96	3.67	1.03	2.90	0.71
Time	Course	#	Form	Colours	Horse	Age	Wgt	Trainer	Jockey	Odds	
14:55	Chelmsford	1			Al Nayyir	2	9-5	C Appleby	Jack Mitchell	6/1	
14:55	Chelmsford	4			Tamborrada	2	9-5	C Appleby	James Doyle	10/11	

NB There will only be content in this report on days when there are races for two year olds, and when at least one runner in such races is making its racecourse bow.

'Sire Snippets' Report

A different layout for this report, new in April 2016. Instead of four date range buttons, the report displays data for a rolling two-year period against specified criteria. Users can choose between 'All', Race Type, Distance Range, and Age Range.

Sire Snippets

Runs
50
Any

Wins
Any
Any

Places
Any
Any

Win %
Any

Place %
Any

SP P/L
Any

BSP P/L
0
Any

EW P/L
Any

A/E
Any

IV
Any

PRB
0.55
Any

UPDATE

CLEAR

SHOW
HIDE
INLINE

Race Type
 ALL
 HCAP

Today

Tomorrow

ALL

All

Race Type

Distance Range

Age Range

CSV

SIRE	DISTANCE	RUNS	WINS	PLACES	WIN%	PLACE%	SP P/L	BSP P/L	EW P/L	A/E	IV	PRB
^ Choeur Du Nord	Jumps-Middle	81	17	36	20.99	44.44	8.34	20.09	16.46	1.28	1.89	0.62
TIME	COURSE	#	FORM	COLOURS	HORSE	AGE	WGT	TRAINER	JOCKEY	ODDS		
15:00	Ayr	3	1340P-		Jipcot	7	11-7	J & A J O'Neill	Kielan Woods	11/2		
^ Frankel	Flat-Sprint	290	53	120	18.28	41.38	23.81	139.38	2.31	0.87	1.74	0.61
TIME	COURSE	#	FORM	COLOURS	HORSE	AGE	WGT	TRAINER	JOCKEY	ODDS		
18:00	Wolverhampton	8			Star Obsession	3	8-7	W Haggas	Kieran O'Neill	7/2		
^ Doctor Dino	Jumps-Speed	304	55	126	18.09	41.45	12.31	280.30	-21.44	0.83	1.70	0.60
TIME	COURSE	#	FORM	COLOURS	HORSE	AGE	WGT	TRAINER	JOCKEY	ODDS		
13:00	Ayr	12	31-8		Wilstar	6	11-8	O Murphy	Sean Bowen	11/10		

Understanding the influence a stallion (or sire) has had on his offspring (or progeny) can be very helpful, especially when a horse has little or no form, or is trying a significantly different set of circumstances in today's race.

The Sire Snippets report shows the TWO YEAR record for all sires with runners today/tomorrow. Each blue button is broken down by sire into groups, as follows:

All runs for the sire in the last two years

Race Type

Flat Turf, AW, NHF, Hurdle, Chase, Hunter Chase

Distance Range

FLAT: Sprint (less than 7.5 furlongs) / Middle Distance (7.5 - 11.5 furlongs) / Staying (greater than 11.5 furlongs)

JUMPS: Speed (less than 19.5 furlongs) / Middle Distance (19.5 - 25 furlongs)/Marathon (greater than 25 furlongs)

Age Range

FLAT: 2yo / 3yo / 4yo+

JUMPS: 3-5yo / 6-8yo / 9yo+

Clicking on any row will reveal the entries for that sire/range pairing. And clicking on the entry will open the race in a new tab.

Don't have access to the most cutting-edge form tools in UK today? [Claim your trial here](#)

HINT: Look for a good sample size – ideally 25 or more – combined with a decent win percentage (15%+), and an A/E of 1.2 or higher.

'Trainer Snippets' Report

Presented in a similar format to Sire Snippets and inspired by the inline stats in America's racing newspaper, the *Daily Racing Form*, this is essentially many reports in one. All data covers the last two years for a trainer.

Trainer Snippets

Runs Any	Wins Any	Places Any	Win % Any	Place % Any	SP P/L Any	BSP P/L Any	EW P/L Any	A/E Any	IV Any	PRB 0.55	<input type="button" value="UPDATE"/> <input type="button" value="CLEAR"/> <input type="button" value="SHOW
HIDE
INLINE"/>	Race Type <input type="radio"/> ALL <input checked="" type="radio"/> HCAP
Any	Any	Any	Any	Any	Any	Any	Any	Any	Any	Any		

Today Tomorrow ALL All
Race Type Dist Range Dist Move LTO Winner 1st Start 2nd Start Trainer Change 60+ Days 7-Days CSV

TRAINER	RUNS	WINS	PLACES	WIN%	PLACE%	SP P/L	BSP P/L	EW P/L	A/E	IV	PRB
^ I Duncan	12	4	5	33.33	41.67	37.00	42.03	42.10	2.66	3.42	0.63
TIME	COURSE	#	FORM	COLOURS	HORSE	AGE	WGT	TRAINER	JOCKEY	ODDS	
14:00	Ayr	11	/1-867		The Coffey Boy	7	11-6	I Duncan	Callum Bewley	15/2	
14:30	Ayr	7	1222-1		Celestial Fashion	8	10-13	I Duncan	Callum Bewley	7/1	
^ J Owen	68	11	26	16.18	38.24	-19.79	-15.33	-34.51	0.93	2.16	0.60
^ O Murphy	96	21	42	21.88	43.75	18.42	31.04	8.61	1.11	2.25	0.59

As well as the 'All' button, which incorporates all other available buttons in a single view, users may select any of the individual snippets.

Like other reports, clicking a line item will display the relevant runners for the day. Clicking a runner line, will open the race in a new tab.

The snippet types are as follows:

- Trainer race code
 - o Flat Turf, AW, NH Flat, Hurdle, Chase
- Trainer distance range
 - o FLAT: Sprint (1640 yards or less)/Middle Distance (1641-2530 yards)/Staying (2531+ yards)
 - o JUMPS: Speed (4290 yards or less)/Middle Distance (4291-5500 yards)/Marathon (5501+ yards)
- Trainer distance move
 - o FLAT: Up 25% or more in distance
 - o JUMPS: Up 20% or more in distance
- Trainer last time out winner
 - o Where trainer's horse won *under the same race code* last time out
- Trainer first time starter
 - o Where horse has never raced *in UK or Ireland* before
- Trainer second time starter
 - o Where horse has only raced *in UK or Ireland* once before
- Trainer first run (for horse with existing form)
 - o Where last race trainer is different from today's trainer
- Trainer with horse 60+ days off
 - o Where horse has not raced *under any code* for 60+ days

Don't have access to the most cutting-edge form tools in UK today? [Claim your trial here](#)

- Trainer with horse 7- days off
 - o Where horse raced *under any code* within 7 days of today's race
- Trainer *handicap* first time starter
 - o Where horse has never raced in a handicap *in UK or Ireland* before
- Trainer *handicap* second time starter
 - o Where horse has only raced in a handicap *in UK or Ireland* once before

Trainer Snippets Filters: Important Note

There is one important difference between how the 'handicap' filter option works on Trainer Snippets compared with other reports and even other button options in the Trainer Snippets report.

Specifically, for the '1st Start' and '2nd Start' buttons, when used in conjunction with the 'Handicap' filter, these views will display a trainer's two-year record with horses making their first (or second) start in a handicap.

'Fast Finishers' Report

New in May 2021 is a sectional timing report that highlights horses which have completed the closing section of their race notably faster (2.5% or more) than the race finishing speed. These horses may be worth following under similar conditions when they get a more optimal ride, or in different conditions if they were inconvenienced by the run of the race.

The race tempo is included so users may compare with the pace projection in the PACE tab for today's race.

Fast Finishers

FF Pos	Runs Since	Race FSP	Horse FSP	Sec Upg			
Any	Any	Any	Any	Any	UPDATE	CLEAR	SHOW HIDE INLINE
Any	Any	Any	Any	Any			

Today Tomorrow Chelmsford CSV

TIME	TRACK	HORSE	FF DATE	FF COURSE	FF POS	FF RACE TEMPO	RUNS SINCE	RACE F5%	HORSE F5%	F5% DIFF	SEC UPG
12:42	Chelmsford	Charlie Mason	16 Oct 25	Chelmsford	2	FAST Q FAST SLOW	2	94.33	97.17	3.01	2.77
12:42	Chelmsford	Charlie Mason	18 Dec 25	Chelmsford	5	EVEN EVEN EVEN	0	98.73	101.26	2.56	0.43
12:42	Chelmsford	Invincible Melody	05 Apr 25	Wolverhampton	2	Q FAST Q FAST SLOW	7	96.78	100.22	3.55	0.25
14:12	Chelmsford	Riot	11 Sep 25	Chelmsford	4	EVEN EVEN EVEN	6	100.28	102.92	2.63	1.77
14:12	Chelmsford	Space Cowboy	08 Oct 25	Kempton Park	11	Q FAST EVEN Q SLOW	1	100.64	105.90	5.23	2.69
14:12	Chelmsford	Space Cowboy	27 Oct 25	Wolverhampton	7	Q SLOW EVEN Q FAST	0	103.32	111.37	7.79	38.24

The report can be filtered by finishing position in the 'Fast Finisher' race (FF Pos), number of runs since the FF race, the race finishing speed percentage (FSP), the horse FSP, and/or the sectional upgrade (Sec Upg) earned.

HINT: Look for either a recent run, or an older run where conditions match today's. Also, importantly, consider whether the race today is likely to be run at a similar tempo to the one where the fast finish was achieved.

'Trainer 1st Time Headgear / Surgery' Report

New in May 2021 is a report highlighting trainers' two-year records when deploying first time headgear or running a horse first time after surgery.

Trainer 1st Time Headgear / Surgery

Runs 10 Any	Wins Any Any	Places Any Any	Win % Any Any	Place % Any Any	SP P/L Any Any	BSP P/L Any Any	EW P/L Any Any	A/E Any Any	IV Any Any	PRB 0.55 Any	UPDATE	CLEAR	SHOW HIDE INLINE	Race Type <input checked="" type="radio"/> ALL <input type="radio"/> HCAP
-------------------	--------------------	----------------------	---------------------	-----------------------	----------------------	-----------------------	----------------------	-------------------	------------------	--------------------	--------	-------	------------------------	---

Today Tomorrow ALL All Blinkers Cheekpieces Visor Hood Eyeshield Tongue Tie W1 G1 CSV

TRAINER	HEADGEAR	RUNS	WINS	PLACES	WIN%	PLACE%	SP P/L	BSP P/L	EW P/L	A/E	IV	PRB
^ O Murphy	W1	40	11	17	27.50	42.50	20.23	30.87	6.96	1.21	2.60	0.60
TIME	COURSE	#	FORM	COLOURS	HORSE	AGE	WGT	TRAINER	JOCKEY	ODDS		
13:00	Ayr	12	31-8		Willstar	6	11-8	O Murphy	Sean Bowen	11/10		
^ J Owen	Visor	59	18	25	30.51	42.37	18.56	27.65	4.66	1.43	3.21	0.58
TIME	COURSE	#	FORM	COLOURS	HORSE	AGE	WGT	TRAINER	JOCKEY	ODDS		
14:42	Chelmsford	2	42211-		Thanh Nam	3	9-8	J Owen	Sean Levey	15/8		

The report, which we call H/S1 – nothing to do with the fast railway line! – covers the following:

Headgear:

Blinkers

Cheekpieces

Visor

Hood

Eyeshield

Tongue Tie

Surgery:

Wind surgery

Gelding

The 'All' tab is a rollup of the content from the individual headgear and surgery views, and may be the handiest digest on a daily basis.

It is worth saying that, in the main, the application of headgear should not be seen as a positive and, as such, most trainers have negative records. In the same vein, though to a lesser extent, surgical interventions imply a degree of dissatisfaction with prior track performance.

Note: horses gelded or having had wind surgery prior to their first start are excluded from the report, as are horses with a first time headgear combination (e.g. blinkers *and* tongue tie).

Don't have access to the most cutting-edge form tools in UK today? [Claim your trial here](#)

Report Filters

Filters are available at the top of the following reports:

- Hot Form
- Horses For Courses
- Head To Head
- Trainer Statistics
- Jockey Statistics
- Trainer/Jockey Combination
- Trainer 1st Handicap Run [Code]
- Trainer Change
- Trainer 2yo First Start
- Sire Snippets
- Trainer Snippets
- Fast Finishers
- 1st Headgear / Surgery

These filters remember a user's last settings, meaning once the user is happy with his parameters, the report will display only that information of interest. Naturally, if the user wishes to review more – or less – data, it is as simple as changing the filters and hitting 'Update'.

Runs Any ▾ Any ▾	Wins Any ▾ Any ▾	Places Any ▾ Any ▾	Win % Any ▾ Any ▾	Place % Any ▾ Any ▾	SP P/L Any ▾ Any ▾	BSP P/L Any ▾ Any ▾	EW P/L Any ▾ Any ▾	A/E Any ▾ Any ▾	IV Any ▾ Any ▾	PRB Any ▾ Any ▾	Race Type <input checked="" type="radio"/> ALL <input type="radio"/> HCAP	SHOW HIDE INLINE	CLEAR	UPDATE
------------------------	------------------------	--------------------------	-------------------------	---------------------------	--------------------------	---------------------------	--------------------------	-----------------------	----------------------	-----------------------	---	------------------------	-------	--------

HINT: How these are configured is a matter of personal taste. **Suggested** settings for value backers are as follows:

Hot Form – (30 days) Runs 5 to Any, Win% 20 to Any, Place% 33 to Any

Horses For Courses – Runs 5 to Any, Win% 20 to Any, Place% 33 to Any, Win PL 10 to Any

Head to Head – Runs 10 to Any, Wins 5 to Any

Trainer, Jockey, TJ Combo, T Hcap 1st Run, T Change – Runs 10 to Any, Win% 20 to Any, Place% 33 to Any, Win PL 10 to Any

T 2yo 1st Run – Runs 5 to Any, Win% 20 to Any, Win PL 0 to Any

Fast Finishers – Runs Since Any to 3

NB: These are only suggested settings, and users are encouraged to experiment and find what works for them

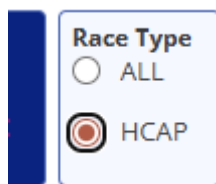
HINT 2: Layers may seek a strong negative BSP PL to aid their selection process.

Handicap Filter

There is an extra filter that allows users to look only at Handicap form for some reports. Currently, this filter can be applied to the following reports:

- Horse for Courses
- Trainer Statistics
- Jockey Statistics
- Trainer / Jockey Combo Stats
- Sire Snippets
- Trainer Snippets
- 1st Time Headgear / Surgery

It will always apply to the Handicap 1st Run report (all horses in handicap, by definition) and never apply to 2yo 1st Run report (2yo's cannot run in a handicap on their first start).



Clear and Show/Hide Inline Buttons

In June 2017, we added a couple of usability features to many of our reports, as follows:



As the name suggests, the CLEAR button resets all report filters to 'Any'.

Clicking SHOW HIDE INLINE reveals the runners for all rows in the report output, up to a maximum of 35 rows. If more rows are returned in the report, the SHOW HIDE INLINE button will be greyed out. Users may tighten their filters to reduce the number of qualifying rows.

Report Angles

Report Angles Overview

Report Angles highlight content from Gold's existing set of reports against today's runners as displayed on the racecards.

That is, for each report, there are now – as of December 2017 – a group of pre-set parameters which, when matched, will be flagged against a runner on the racecard.

Using the example from above, the Trainer Statistics report might have the following pre-set parameters for its Type 1 (i.e. 14 Day Form) sub-report:

- 10+ runs
- 30%+ wins
- A/E 1.25+

Where a runner satisfies those criteria, it is highlighted on the racecard as such. There will be pre-sets for every report sub-type, e.g. Trainer Stats report will have four pre-sets, one each for 14 Day, 30 Day, Course 1 Year, and Course 5 Year.

Users will be able to select any or all of the pre-sets to be displayed on their racecard views. They will also be able to edit or restore to default the pre-sets. However, a user may only have one custom view of each report sub-type.

Report Angles are automatically built into the '[My Report Angles Settings](#)' page. Users have the ability to activate, deactivate, amend or restore to default each Report Angle. They cannot create new Report Angles, however.

Parameters

The Report Angles, along with their parameters, are in the below table.

Report	Type ID	Type Desc	Parameter 1	Parameter 2	Parameter 3	Parameter 4
Hot Form	1	30 Days	5+ Runs	25% + Win Rate	33% + Place Rate	
Hot Form	2	45 Days	10+ Runs	25% + Win Rate	33% + Place Rate	
Hot Form	3	60 Days	15+ Runs	25% + Win Rate	33% + Place Rate	
Hot Form	4	90 Days	20+ Runs	20% + Win Rate	33% + Place Rate	
Head to Head	1	-	10+ Runs	66% + "Win" Rate		
Horses for Courses	1	-	5+ Runs	25% + Win Rate	33% + Place Rate	
Jockey Statistics	1	14 Day	10+ Runs	20% + Win Rate	A/E 1.5+	
Jockey Statistics	2	30 Days	10+ Runs	15% + Win Rate	A/E 1.5+	
Jockey Statistics	3	Course 1 Year	15+ Runs	20% + Win Rate	A/E 1.5+	
Jockey Statistics	4	Course 5 Year	20+ Runs	20% + Win Rate	A/E 1.5+	
Trainer Statistics	1	14 Day	10+ Runs	20% + Win Rate	33% + Place Rate	A/E 1.5+
Trainer Statistics	2	30 Days	10+ Runs	15% + Win Rate	33% + Place Rate	A/E 1.5+
Trainer Statistics	3	Course 1 Year	15+ Runs	20% + Win Rate	33% + Place Rate	A/E 1.25+
Trainer Statistics	4	Course 5 Year	15+ Runs	20% + Win Rate	33% + Place Rate	A/E 1.25+
TJ Combo	1	14 Day	5+ Runs	20% + Win Rate	33% + Place Rate	A/E 1.5+
TJ Combo	2	30 Days	10+ Runs	20% + Win Rate	33% + Place Rate	A/E 1.5+
TJ Combo	3	Course 1 Year	10+ Runs	20% + Win Rate	33% + Place Rate	A/E 1.25+
TJ Combo	4	Course 5 Year	10+ Runs	20% + Win Rate	33% + Place Rate	A/E 1.25+
Trainer 1st Hcap	1	1 Year	10+ Runs	15% + Win Rate	A/E 1.5+	
Trainer 1st Hcap	2	2 Year	10+ Runs	15% + Win Rate	A/E 1+	
Trainer 1st Hcap	3	5 Year	10+ Runs	15% + Win Rate	A/E 1+	
Trainer 1st Hcap	4	Course 5 Year	10+ Runs	15% + Win Rate	A/E 1+	
Trainer Change	1	1 Year	10+ Runs	15% + Win Rate	A/E 1+	
Trainer Change	2	2 Year	15+ Runs	15% + Win Rate	A/E 1+	
Trainer Change	3	5 Year	20+ Runs	15% + Win Rate	A/E 1+	
Trainer Snippets		Race Code	25+ Runs	15% + Win Rate	A/E 1+	IV 1.5+
Trainer Snippets		Dist Range	25+ Runs	15% + Win Rate	A/E 1.25+	IV 1.5+
Trainer Snippets		Dist Move	10+ Runs	25% + Place Rate	A/E 1+	IV 1.25+
Trainer Snippets		LTO Winner	20+ Runs	20% + Win Rate	A/E 1+	IV 1.25+
Trainer Snippets		1st Start	20+ Runs	10% + Win Rate	A/E 1+	IV 1.25+
Trainer Snippets		2nd Start	20+ Runs	15% + Win Rate	A/E 1+	
Trainer Snippets		2nd Start HCAP	20+ Runs	20% + Win Rate	A/E 1.25+	
Trainer Snippets		60+ Days	20+ Runs	A/E 1+	IV 1.25+	
Trainer Snippets		7- Days	20+ Runs	A/E 1+	IV 1.25+	
Sire Snippets		Race Type	25+ Runs	A/E 1.25+	IV 1.5+	
Sire Snippets		Distance Range	25+ Runs	A/E 1.25+	IV 1.5+	
Sire Snippets		Age Range	25+ Runs	A/E 1.25+	IV 1.5+	
Trainer 2yo 1st run		1 Year	10+ Runs	15% + Win Rate	A/E 1+	
Trainer 2yo 1st run		2 Year	20+ Runs	15% + Win Rate	A/E 1+	
Trainer 2yo 1st run		5 Year	25+ Runs	15% + Win Rate	A/E 1+	
Trainer 2yo 1st run		Course 5 Year	10+ Runs	15% + Win Rate	A/E 1+	

Users are welcome – and, indeed, are recommended – to amend these to suit their own betting style, and reporting interests.

My Report Angles Settings Page

Users can select, de-select, amend and/or reset the Report Angles configuration on the My Report Angles Settings page. However, users cannot create or delete Report Angles, though they can disable/enable them.

The page is found at <https://www.geegeez.co.uk/my-report-angles-settings/> and looks like this:

MY REPORT ANGLES: SETTINGS

ALL: On Off On Off

- Hot Form
- Horses For Courses
- Head To Head
- Jockey Statistics
- Trainer Statistics
- TJ Combo
- Trainer 1st Hcap
- Trainer 1st 2yo
- Trainer Change
- Trainer Snippets
- Sire Snippets

14 Day Form

Runs	Wins	Places	Win %	Place %	Win PL	EW PL	A/E	IV	Race Type
10	Any	Any	Any	33	Any	Any	1.25	1.5	<input checked="" type="radio"/> ALL <input type="radio"/> HCAP
Any	Any	Any	Any	Any	Any	Any	Any	Any	

30 Day Form

Runs	Wins	Places	Win %	Place %	Win PL	EW PL	A/E	IV	Race Type
10	Any	Any	20	33	Any	Any	1.5	Any	<input checked="" type="radio"/> ALL <input type="radio"/> HCAP
Any	Any	Any	Any	Any	Any	Any	Any	Any	

Course 365 Day Form

Runs	Wins	Places	Win %	Place %	Win PL	EW PL	A/E	IV	Race Type
10	Any	Any	Any	33	Any	Any	1.25	2	<input checked="" type="radio"/> ALL <input type="radio"/> HCAP
Any	Any	Any	Any	Any	Any	Any	Any	Any	

Course 5 Year Form

Runs	Wins	Places	Win %	Place %	Win PL	EW PL	A/E	IV	Race Type
10	Any	Any	Any	33	Any	Any	1.25	1.5	<input checked="" type="radio"/> ALL <input type="radio"/> HCAP
Any	Any	Any	Any	Any	Any	Any	Any	Any	

Save Settings

Reset Defaults

Reset All Defaults

The Report Angles Settings page displays the report titles (i.e. TJ Combo, etc) on the left-hand side, with settings displayed for the selected report sub-types (e.g. 14 Day, 30 Day, Course 365 Day, Course 5 Year).

For each report/type combination, there are editable parameters as per that report's individual report page. For example, below are the editable parameters for four sub-types of TJ Combo report:

Runs	Wins	Places	Win %	Place %	Win PL	EW PL	A/E	IV
15	Any	Any	20	33	Any	Any	1.25	Any
Any	Any	Any	Any	Any	Any	Any	Any	Any

N.B. Different reports have different parameters – users are advised to check each one individually, at least the first time they configure the settings.

At the bottom of the screen are three blue bars. The first, “Save Settings”, enables a user to save any changes made within the selected report.

The second, “Reset Defaults”, reverts the selected report to the ‘factory settings’. The third, “Reset All Defaults”, reverts all reports and sub-types back to their default settings.

Don't have access to the most cutting-edge form tools in UK today? [Claim your trial here](#)

N.B. These defaults are NOT optimal. Rather, they are presented as a balance between limited data and too much data appearing in the report. Users are encouraged to experiment with the settings to find the appropriate volume of report output.

Each report sub-type has a tick box next to its name. Selecting/de-selecting the ticks will include/exclude a sub-type from the report and racecard view.

Clicking the on/off buttons top RIGHT will select/de-select all tick boxes for a report.

Clicking the on/off buttons top LEFT will select/de-select all tick boxes for ALL reports.

My Report Angles Screen

Once a user has selected appropriate parameters, qualifying runners appear on the Report Angles report, like this:

My Report Angles

Today
Tomorrow
CSV

TIME	COURSE	HORSE	JOCKEY	TRAINER	REPORT	TYPE	R	W	P	W%	P%	SP P/L	BSP P/L	EW P/L	AE	IV	ODDS
12:20	Fakenham	Jewel Of Windsor	Conor O'Farrell	N Mulholland	Trainer Stats	14 Day	36	6	12	16.67	33.33	-4.81	3.18	3.25	1.25	1.55	8/1
12:20	Fakenham	Apieceoffortune	Paul O'Brien	Mrs P Sly	Trainer Snippets	Dist Range	32	6	10	18.75	31.25	-5.20	-3.21	-13.18	1.30	1.69	7/2
12:30	Ayr	Cushendun	Callum Bewley	I Duncan	Trainer Jockey	1 Year	12	3	5	25.00	41.67	5.50	8.91	5.78	2.79	2.30	8/1
12:42	Chelmsford	Distant Rumble	Donagh J Murphy	R Teal	Trainer Stats	Course 5 Year	53	12	21	22.64	39.62	5.46	15.51	5.00	1.29	1.98	14/1
12:42	Chelmsford	Em Four	Conor Whiteley	J Osborne	Trainer Stats	30 Day	11	3	4	27.27	36.36	0.70	2.35	-2.31	1.78	2.53	9/4
12:50	Fakenham	Crac De Megaudais	Robert Dunne	T Gretton	Trainer Stats	30 Day	11	4	6	36.36	54.55	1.71	2.79	4.93	2.13	3.37	13/8
12:50	Fakenham	Three Zambesi's	Jack Tudor	Christian	Trainer	14 Day	10	4	5	40.00	50.00	15.38	19.01	17.28	2.53	3.72	2/1

All columns are sortable and clicking on a row takes the user to the relevant racecard.

Report Angles: Racecard View

The racecard will be updated with a new 'report' icon, with a numerical display to indicate the number of angles matched.



Clicking the icon will reveal inline the qualifying Report Angles.

#	Dr	Form	Horse	Age	Wgt	Trainer	Jockey	OR	RPR	TS	SR	Odds
1	6	588771	KYLLA LOOKS	3	9-13	M Murphy	Ben Curtis	61	69	57	42	7/4
Report	Type	Runs	Wins	Places	Win%	Place%	Win P/L	EW P/L	A/E	IV		
Trainer Stats	14 Day	11	3	5	27.27	45.45	40.00	46.45	2.58	2.70		
Trainer Snippets	LTO Winner	17	5	8	29.41	47.06	6.62	5.15	1.41	1.52		

QT Angles Report

New in July 2018 and related to the Query Tool ANGLES tab (see the Query Tool section below), is the QT Angles report. As the name suggests, this report highlights qualifiers from a user's saved QT Angles. It's a simple one-stop view of the day's (or tomorrow's) possible horses of interest, as defined by the user.

Clicking in a row will take you to the race in question.

QT Angles

Today

Tomorrow

CSV

TIME	COURSE	#	HORSE	JOCKEY	TRAINER	REPORT	ODDS
12:30	Ayr	7	Rock On Max	Ben Smith	R Michael Smith	*AVOID* VERY LOW SR% NH	150/1
12:42	Chelmsford	7	Invincible Melody	Harry Vigors	S C Williams	TS1 AW Hc 12/1 or less	10/1
13:00	Ayr	12	Wlstar	Sean Bowen	O Murphy	Non-Hcap Low Grade Windies	11/10
13:00	Ayr	6	Largy Meadow	Ben Smith	R Michael Smith	*AVOID* VERY LOW SR% NH	33/1
13:00	Ayr	4	Johnny Two Jets	Toby Wynne	R Michael Smith	*AVOID* VERY LOW SR% NH	125/1
13:12	Chelmsford	8	Cardinal Point	Hector Crouch	Michael Bell	TS1 AW Hc 12/1 or less	9/4

Don't have access to the most cutting-edge form tools in UK today? [Claim your trial here](#)

Don't have access to the most cutting-edge form tools in UK today? [Claim your trial here](#)

Reports: Additional Functionality

Export to CSV

New in July 2018, users now have the option to export some report output from the web to a csv file. Csv files can be opened in spreadsheet programs or text editors and so forth, and the data can be manipulated as suits the user.

The following reports are supported:

- Trainer Statistics
- Jockey Statistics
- Trainer/Jockey Combination Statistics
- Trainer Handicap 1st Run [Code]
- Trainer Change
- Trainer 2yo 1st Start
- Sire Snippets
- Trainer Snippets

Users can find the export to csv link in the green CSV button to the report of the sub-report options.

Trainer Statistics

Runs 5 Any	Wins Any Any	Places Any Any	Win % Any Any	Place % Any Any	SP P/L Any Any	BSP P/L Any Any	EW P/L Any Any	A/E Any Any	IV Any Any	PRB Any Any	UPDATE	CLEAR	SHOW HIDE INLINE	Race Type <input type="radio"/> ALL <input checked="" type="radio"/> HCAP
------------------	--------------------	----------------------	---------------------	-----------------------	----------------------	-----------------------	----------------------	-------------------	------------------	-------------------	--------	-------	------------------------	---

Today Tomorrow ALL 14 Day Form 30 Day Form 1 Year Course 365 Day Form Course 5 Year Form CSV

TRAINER	COURSE	RUNS	WINS	PLACES	WIN%	PLACE%	SP P/L	BSP P/L	EW P/L	A/E	IV	PRB
Miss L Perratt	Southwell	5	1	1	20.00	20.00	62.00	132.22	71.20	5.18	1.81	0.46
S C Williams	Southwell	25	5	7	20.00	28.00	28.50	45.62	35.33	1.63	1.81	0.52
J Goldie	Southwell	35	8	12	22.86	34.29	25.92	39.86	25.80	1.62	2.07	0.57
M Dunne	Southwell	17	4	7	23.53	41.18	23.83	31.45	23.40	1.60	2.13	0.59
I Williams	Southwell	51	8	15	15.69	29.41	15.66	24.57	4.91	1.31	1.42	0.51

Clicking the green CSV button produces output in the following format:

	A	B	C	D	E	F	G	H	I	J	K	L	M	N	O	P	Q	R	S	T	U	V	W
1	Trainer	Course	Runs	Wins	Places	Win%	Place%	SP P/L	BSP P/L	EW P/L	A/E	IV	PRB	Time	Course	#	Form	Horse	Age	Stones	Pounds	Trainer	Jockey
2	P D Evans	Southwell	41	6	17	14.63	41.46	11.5	21.06	14.51	0.98	1.32	0.59	15:35	Southwell	9	01064-	Forest Gunner	5	9	3	P D Evans	Tyler Heard
3	J Mackie	Southwell	34	4	15	11.76	44.12	-2.75	-2.16	6.21	1.03	1.06	0.64	13:30	Southwell	10	18074-	Packetofbiscuits	4	9	4	J Mackie	Tyler Heard
4	J Mackie	Southwell	34	4	15	11.76	44.12	-2.75	-2.16	6.21	1.03	1.06	0.64	16:35	Southwell	4	95412-	Late Claim	5	9	4	J Mackie	Tyler Heard
5	D Shaw	Southwell	39	2	10	5.13	25.64	-22.75	-17.2	-24.09	0.6	0.46	0.43	14:00	Southwell	10	8660-	Lilac Wood	4	9	0	D Shaw	Gina Mangan
6	D Shaw	Southwell	39	2	10	5.13	25.64	-22.75	-17.2	-24.09	0.6	0.46	0.43	14:30	Southwell	4	/6078-	The Cutest	5	9	6	D Shaw	Ben Ffrench Davis
7	D Shaw	Southwell	39	2	10	5.13	25.64	-22.75	-17.2	-24.09	0.6	0.46	0.43	15:35	Southwell	10	24522-	Kipp Kelly	5	9	3	D Shaw	Gina Mangan
8	D Shaw	Southwell	39	2	10	5.13	25.64	-22.75	-17.2	-24.09	0.6	0.46	0.43	16:05	Southwell	8	39973-	Trusty Scout	8	9	0	D Shaw	Ben Ffrench Davis
9	B Smart	Southwell	17	4	9	23.53	52.94	3.83	2.6	5.48	1.3	2.13	0.71	13:00	Southwell	6	89053-	Jamaican Storm	4	9	7	B Smart	Aiden Brookes
10	B Smart	Southwell	17	4	9	23.53	52.94	3.83	2.6	5.48	1.3	2.13	0.71	15:35	Southwell	3	30130-	Arlington	5	9	7	B Smart	Mr M L Slater
11	K A Ryan	Southwell	37	6	14	16.22	37.84	-3.29	3.04	-8.5	1.07	1.47	0.61	15:00	Southwell	4	16053-	Mon Na Sleave	5	9	7	K A Ryan	Oisín McSweeney
12	D O'Meara	Southwell	32	4	14	12.5	43.75	-3.5	4.36	3.95	1	1.13	0.64	15:00	Southwell	1	34411-	Ziggy's Triton	4	9	13	D O'Meara	Mark Winn
13	M Appleby	Southwell	86	8	22	9.3	25.58	-5	17.42	-34.36	0.75	0.84	0.43	15:00	Southwell	6	37814-	Counsel	8	9	4	M Appleby	Callum Hutchinson
14	S C Williams	Southwell	25	5	7	20	28	28.5	45.62	35.33	1.63	1.81	0.52	13:30	Southwell	8	6275-4	Invincible Melody	4	9	6	S C Williams	Jack Dace
15	S C Williams	Southwell	25	5	7	20	28	28.5	45.62	35.33	1.63	1.81	0.52	13:30	Southwell	6	27168-	Panelli	4	9	7	S C Williams	Jack Dace
16	S C Williams	Southwell	25	5	7	20	28	28.5	45.62	35.33	1.63	1.81	0.52	15:00	Southwell	7	96820-	Existent	8	9	0	S C Williams	Jack Dace
17	S C Williams	Southwell	25	5	7	20	28	28.5	45.62	35.33	1.63	1.81	0.52	16:05	Southwell	9	57572-	Queen Sansa	4	9	0	S C Williams	Jack Dace
18	P Morris	Southwell	12	1	2	8.33	16.67	-6	-4.55	-14.2	0.68	0.75	0.48	14:00	Southwell	1	43872-	Mythical Isle	4	9	9	P Morris	Mr Jack Nicholls
19	P Morris	Southwell	12	1	2	8.33	16.67	-6	-4.55	-14.2	0.68	0.75	0.48	16:35	Southwell	6	83454-	Rampant	6	9	1	P Morris	Mr Jack Nicholls

The left side of the data (columns A-M) shows the overall performance on the report (in this case, Trainer Statistics), and the right side (columns N-W) shows detail relating to the qualifiers for that given entity (e.g. that trainer and jockey combination, in this example).

Don't have access to the most cutting-edge form tools in UK today? [Claim your trial here](#)

View Historical Performance

Also new in July 2018 is the ability to view the historical performance of an entry in reports to which, in March 2025, we added Betfair SP (BSP) information. For instance, here is the 'Race Type' element of the Trainer Snippets report with historical data for Henrietta Knight's 11 such runners in the past two years, ordered by finishing position:

TRAINER	COURSE	RUNS	WINS	PLACES	WIN%	PLACE%	SP P/L	BSP P/L	EW P/L	A/E	IV	PRB
Miss L Perratt	Southwell	5	1	1	20.00	20.00	62.00	132.22	71.20	5.18	1.81	0.46

DATE	TIME	COURSE	HORSE	JOCKEY	TRAINER	POSITION	RUNNERS	SP	BSP
30/10/2025	18:00	Southwell	The Caltonian	Paul Mulrennan	Miss L Perratt	11	11	33/1	50.00
31/05/2025	17:25	Southwell	Lion's House	Tommie Jakes	Miss L Perratt	1	9	66/1	140.00
04/03/2025	19:00	Southwell	Moon Flight	Callum Shepherd	Miss L Perratt	4	7	22/1	30.31
22/02/2025	19:00	Southwell	Starliner	Tommie Jakes	Miss L Perratt	4	11	25/1	33.25
22/02/2025	16:25	Southwell	Judgment Call	Tommie Jakes	Miss L Perratt	11	12	14/1	19.15

All columns are sortable enabling users to view general winning odds, jockeys, time of year, etc.

The Geegeez Tracker

Keeping on top of your horses to follow, favourite trainers and jockeys can be a tricky old task at the best of times. But the Geegeez Tracker makes it easy to do and, like everything else, it's fully integrated into the race cards.

There are a range of different ways to add/remove horses in your Tracker. You can search from the search box; add from the card itself; or search within the Tracker tool.

Tracker and the Search box

There is a search box on the right hand side of the Racecards home screen, which remains in sight wherever a user is across the cards. To search for a specific horse, trainer or jockey, type all or the first part of the search term in the box, and hit enter or click 'Search'.

You will then see something like this:

The screenshot shows the Geegeez Tracker search interface. At the top, there is a search box containing the text 'mayson' and a search button. Below the search box, there are four tabs: 'HORSES (3)', 'TRAINERS (0)', 'JOCKEYS (0)', and 'SIRES (1)'. The 'HORSES (3)' tab is selected, and a dropdown menu is open showing the search results for 'Mayson'. The results are displayed in a table with columns for date, time, location, and horse name. A blue folder icon, a star icon, and a small blue triangle are visible next to the search results. Red arrows point to these elements with explanatory text.

Date	Time	Location	Horse Name
06 Jul 16	14:00	Lingfield Park	Valley Lodge
06 Jul 16	14:10	Yarmouth	Lightning North
06 Jul 16	15:20	Catterick	Springforth
07 Jul 16	14:40	Newmarket	Private Matter
08 Jul 16	14:20	York	Rosebride
08 Jul 16	18:35	Chepstow	Lightning North
09 Jul 16	17:20	York	Rosebride

Type part of search term, and then click the arrow

Search results appear here under the respective tab (number of results in brackets)

Click the folder for more information, and/or the star to add an item to your Tracker

Clicking the blue arrow next to a search result shows any entered items. Clicking on a line will open that race in a new window

Results are displayed under three different tabs, one each for horses, trainers and jockeys; and the number of returned search results is shown in brackets next to the relevant 'entity'.

A maximum of 100 search results are returned for each of horse, trainer or jockey.

For each returned search result, a user can do three things:

1. Click the blue folder icon to see more information
2. Click the star to add to, or remove from, the Tracker
3. Click the small blue triangle to see future engagements. Clicking on an engagement row will open a new tab displaying that race.

Don't have access to the most cutting-edge form tools in UK today? [Claim your trial here](#)

Tracker and the Racecards

Tracked items can be viewed, added and removed right from within the race card itself. Beside every horse, trainer and jockey name, there is a small star icon. Clicking this will invite the user to add – or remove – that ‘entity’ to the user’s Tracker.

Wincanton

14:10 14:40 15:10 15:40 **16:10** 16:40 17:10 17:40

16:10 ApolloBet Cashback If You Finish 2nd Handicap Hurdle (0-100) (5) 4yo+

Winner: **£2599.00** Class: **5** Distance: **1m 7f 65y** Runners: **9** Going: **Good t**

Click on a grey star icon to add a horse/trainer/jockey to your tracker. Click on a gold star to remove one from your tracker.

CARD	RESULT	FULL FORM	INSTANT EXPERT	PACE	ODDS						
#	Draw	Form	Horse	Age	Wgt	Trainer	Jockey	OR	SR	Odds	
1	794-		RED ORATOR <small>HC1</small>	7	11-12	Jim Best	Joshua Moore	100	-	11/2	
2	PP46-3		COR WOT AN APPLE <small>t</small>	5	11-12	C Tizzard <small>14</small>	Tom O'Brien	100	-	3/1	
3	5583-1		THUNDERING HOME <small>tb</small>	9	11-8	N R Mitche	Mr T Bellamy <small>14 CS</small>	99	-	3/1	
4	1476-2		SIR DYLAN <small>h</small>	7	11-3	P Gundry	Mr D G Noonan <small>3</small>	94	-	9/2	
-	-		CRY FURY	-	-	Mrs S Leech	James Davies	-	-	-	

Don't have access to the most cutting-edge form tools in UK today? [Claim your trial here](#)

The Tracker Page

The third way a user can managed their Tracker is from the Tracker page, accessed through the Tracker button in the top menu:

The screenshot shows the Tracker page with the following components and annotations:

- Search Box:** A search box containing 'mayson' and a 'Search' button. Annotation: "Search using the box. Results are returned under four separate tabs for horses, trainers, jockeys and sires."
- Search Results:** A section with four tabs: 'Horses (3)', 'Trainers (0)', 'Jockeys (0)', and 'Sires (3)'. The 'Sires (3)' tab is selected, showing a list of sires: 'Mayson', 'Boolvard King', 'Coeur Blimey', 'Dakota City', 'Dr Waluigi', 'Dragoon Guard', 'Hard Toffee', and 'Just Got Cradling'. Each entry has 'View' and 'Add' links. Annotation: "Users can add search results from the left side box, or view their form."
- Your Selections:** A section with four tabs: 'Horses (23)', 'Trainers (3)', 'Jockeys (5)', and 'Sires (1)'. This section displays a list of tracked items with 'Remove' and 'Add/Edit Notes' links. Annotation: "In the right side box, users can remove tracked items, as well as add or edit notes."
- Your Selection's Runs:** A section with four tabs: 'Horses (5)', 'Trainers (16)', 'Jockeys (30)', and 'Sires (7)'. The 'Sires (7)' tab is selected, displaying a table of upcoming runs.

Date Time	Course	Number	Silk	Runner	Trainer	Jockey	Odds
06 Jul 16 14:00	Lingfield Park	3		Valley Lodge	Miss J Feilden	Adam Beschizza	
06 Jul 16 14:10	Yarmouth	10		Lightning North	J Tate	T Eaves	
06 Jul 16 15:20	Catterick	4		Springforth	R Fahey	T Hamilton	
07 Jul 16 14:40	Newmarket	11		Private Matter	R Fahey		
08 Jul 16 14:20	York	13		Rosebride	R Fahey		
08 Jul 16 18:35	Chepstow	9		Lightning North	J Tate		
09 Jul 16 17:20	York	22		Rosebride	R Fahey		

Annotation: "Upcoming entries from users' tracker lists are displayed in the bottom panel, across four tabs"

Users may search using the search box top left.

Search results appear below the search box under four tabs, for horses, trainers, jockeys and sires. Each tab has a number in brackets next to it, indicating how many results have been returned.

Beneath the tab is a list of search results for the selected tab, with links to 'View' or 'Add'. 'View' opens a new window displaying more information on the entity, while 'Add' adds the entity to the user's Tracker.

On the right hand side, in line with the search results, is a list of the user's Tracked items. These can be removed by clicking the 'Remove' link next to each. They can also be viewed by clicking the name.

In the bottom section of the Tracker page, user's Tracker engagements are displayed. This shows any Tracked item with an entry in the next five days, and is sorted by tab: horses, trainers, jockeys and sires.

Clicking on the race date/time opens a new window containing the racecard for that race.

Tracker Notes

Users can also add notes to their tracked horses. Searching for, and adding, a horse from the My Tracker page - <http://www.geegeez.co.uk/reports/tracker/> - has an additional link to 'Add/Edit Notes'.

After refreshing the page, new notes will be visible when the user hovers over the 'View/Edit Notes' link, as in the image below.

Search:

Search Results Your Selections

Notes may be added, edited or deleted by clicking the 'Add/Edit Notes' or 'Remove' links. Updated notes will be displayed after the page is refreshed.

Horses (23) Trainers (3) Jockeys (5) Sires (1)

Nonagon	Remove	View/Edit Notes
Norman Bates	Remove	Ex Nerys Dutfield. Just resurfaced with Rod Millman.
Penglai Pavilion	Remove	
Present Accepted	Remove	View/Edit Notes
Smartmax	Remove	Add/Edit Notes
Table Manners	Remove	Add/Edit Notes
Tanerko Emery	Remove	View/Edit Notes

Hovering the cursor over a 'View/Edit Notes' link will display the stored note.

Your Selection's Runs

Horses (5) Trainers (16) Jockeys (30) Sires (7)

Date Time	Course	Number	Silk	Runner	Trainer	Jockey	Odds
05 Jul 16 18:50	Uttoxeter	12		Present Accepted	B Millman	R Dunne	6/1
05 Jul 16 20:20	Uttoxeter	8		Miss Tiger Lily	J Snowden	M Nolan	33/1
05 Jul 16 20:50	Uttoxeter	2		Dragoon Guard	A Honeyball	D Noonan	11/2
10 Jul 16 14:50	Stratford	23		Present Accepted	B Millman		
10 Jul 16 16:20	Southwell	6		Dragoon Guard	A Honeyball		

Hovering over a tracker horse will reveal any associated note:

Your Selection's Runs

Horses (12) Trainers (10) Jockeys (39) Sires (1)

Date Time	Course	#	Silk	Runner	Jockey
14 Apr 22 15:00	Newmarket	8		Billy Mill	Adaay

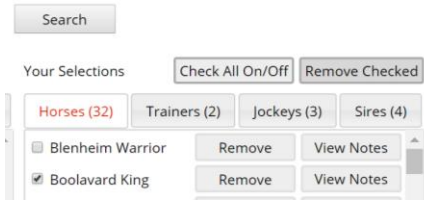
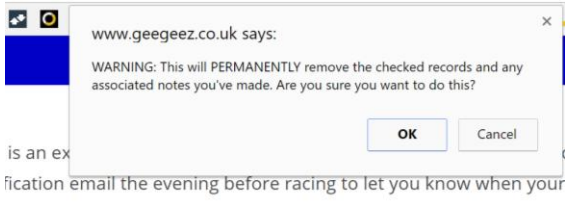
Notes
14/6: Outpaced in steady early tempo. Even to fast projected gallop should see him competitive. Not a strong view, though.

Tracker Bulk Removal

For heavier users of Tracker, it can sometimes be desirable to remove a number/all tracked items. In March 2017, we added the facility to select all/none, and to remove multiple tracked entities.

To do this, place a check in the box next to the items you wish to remove, and then click 'Remove Checked'. A warning dialogue will display, in case of accidental triggering, and – once confirmed the selected items will be permanently deleted. **NOTE: There is no way of recovering once deleted!**

Don't have access to the most cutting-edge form tools in UK today? [Claim your trial here](#)



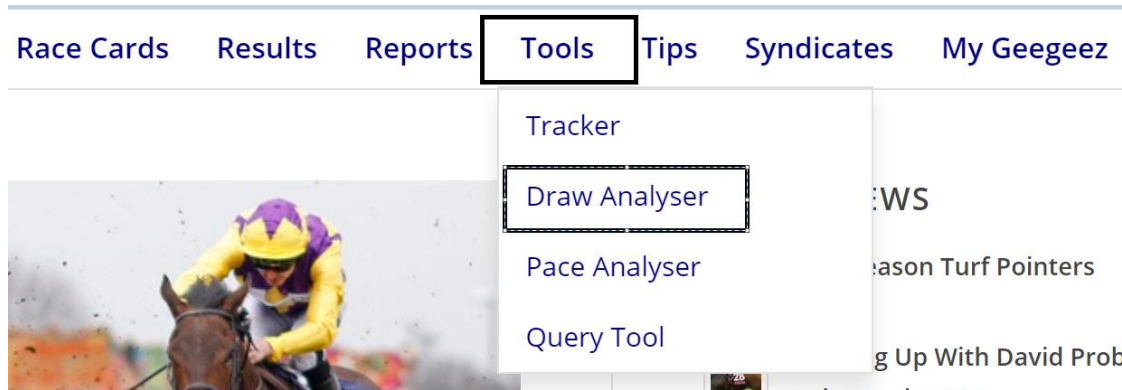
Don't have access to the most cutting-edge form tools in UK today? [Claim your trial here](#)

Tools

Draw Analyser

Introduced in April 2017, the Draw Analyser tool is very similar in functionality to the DRAW tab found in flat racecards. It does, however, have increased flexibility for users to experiment.

The Draw Analyser can be found at this link - <https://www.geegeez.co.uk/tools/draw-analyser/> - or from the TOOLS menu link.



Users have the ability to specify any track, going range, field size range, and / or distance range; as well as handicaps only or all races; and, card draw (i.e. draw number on racecard) or actual draw (i.e. physical distance from inside draw, allowing for non-runners).

All output is presented in the exact same format as on the DRAW tab, and users should familiarise themselves with the information in the Draw section of this guide.

In April 2020, a Year Range selector was added. This enables users to ensure that any long-term bias has been retained in the shorter term.

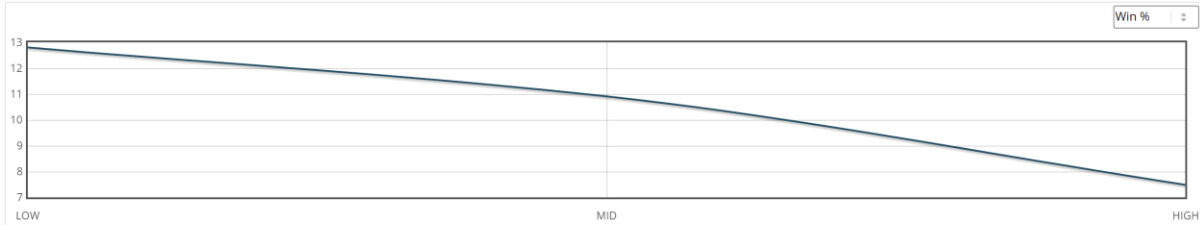
And in May 2020, PRB, PRB², and PRB were added to the tables and charts. [More on these metrics can be found here.](#)

In March 2025, we added Betfair SP data to the tables and charts.

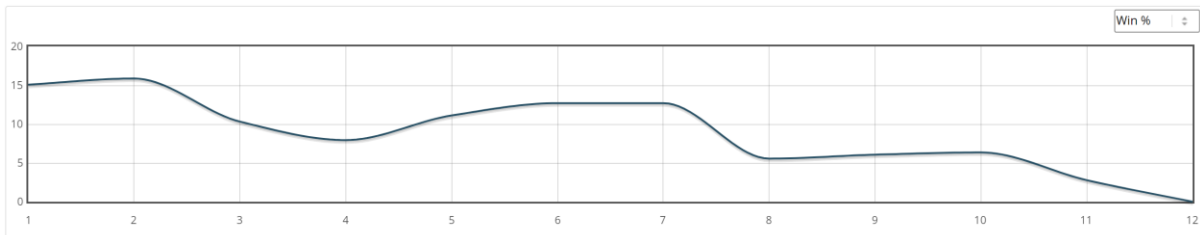
DRAW ANALYSER

Course: to Draw: Going: Runners: Races: Dates: Card Actual to to All Hcap

Draw	Runs	Wins	Places	Win%	Place%	Win P/L	E/W P/L	A/E	IV	PRB	PRB ²
LOW	414	53	170	12.80	41.06	4.67	1.66	0.90	1.23	0.56	0.31
MID	385	42	120	10.91	31.17	-43.75	-51.25	0.89	1.05	0.52	0.27
HIGH	414	31	88	7.49	21.26	-161.92	-168.33	0.76	0.72	0.42	0.18



Draw	Runs	Wins	Places	Win%	Place%	Win P/L	E/W P/L	A/E	IV	IV3	PRB	PRB ²	PRB3
1	126	19	52	15.08	41.27	-3.24	-5.87	0.98	1.45	1.49	0.57	0.32	0.57
2	126	20	55	15.87	43.65	45.08	13.82	1.10	1.53	1.32	0.58	0.34	0.56
3	126	13	52	10.32	41.27	-8.67	-0.39	0.76	0.99	1.10	0.54	0.29	0.55
4	126	10	44	7.94	34.92	-60.88	-3.93	0.60	0.76	0.94	0.53	0.28	0.52
5	126	14	35	11.11	27.78	-23.62	-39.20	0.90	1.07	1.02	0.50	0.25	0.53
6	126	16	43	12.70	34.13	-9.17	-10.16	0.97	1.22	1.17	0.55	0.30	0.51
7	126	16	36	12.70	28.57	9.50	-25.60	1.16	1.22	0.99	0.47	0.22	0.48
8	126	7	28	5.56	22.22	-54.00	-42.35	0.58	0.53	0.78	0.43	0.18	0.43
9	99	6	17	6.06	17.17	-58.50	-49.20	0.65	0.58	0.58	0.39	0.15	0.41
10	63	4	10	6.35	15.87	-9.50	-32.05	0.74	0.61	0.49	0.41	0.17	0.39
11	36	1	6	2.78	16.67	-21.00	-16.00	0.40	0.27	0.29	0.38	0.14	0.36
12	7	0	0	0.00	0.00	-7.00	-7.00	0.00	0.00	0.13	0.30	0.09	0.34



HEAT MAP

Draw	Held Up	Mid Div	Prominent	Led
LOW	8.18	16.22	12.14	28.57
MID	7.21	11.90	10.95	22.22
HIGH	3.87	10.71	5.22	28.57

DRAW / RUN STYLE COMBINATIONS

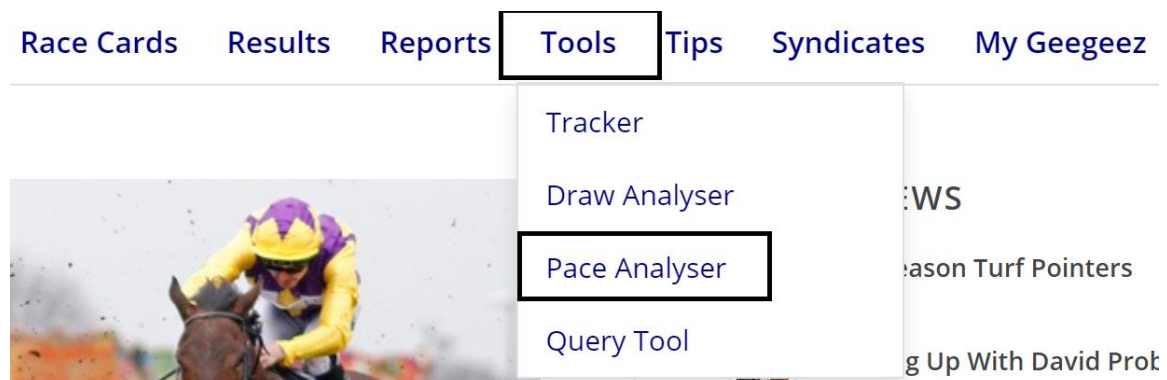
Pace	Draw	Runs	Wins	Places	Win%	Place%	Win P/L	E/W P/L	A/E	IV	PRB	PRB ²
LED	LOW	63	18	39	28.57	61.90	68.25	24.9	1.67	2.55	0.71	0.50
LED	MID	54	12	26	22.22	48.15	46.13	20.53	1.58	1.98	0.63	0.40
LED	HIGH	35	10	19	28.57	54.29	39.83	18.77	2.46	2.55	0.69	0.48
PROM	LOW	140	17	61	12.14	43.57	-18.66	3.29	0.84	1.08	0.59	0.35
PROM	MID	137	15	45	10.95	32.85	-39.84	-15.69	0.92	0.98	0.53	0.28
PROM	HIGH	115	6	28	5.22	24.35	-59	-36.55	0.51	0.47	0.45	0.20
MID-DIV	LOW	37	6	20	16.22	54.05	10	7.8	1.01	1.45	0.67	0.45
MID-DIV	MID	42	5	14	11.90	33.33	3.5	1	1	1.06	0.60	0.36
MID-DIV	HIGH	28	3	6	10.71	21.43	-15.75	-15.35	0.87	0.96	0.42	0.18
HELD-UP	LOW	110	9	30	8.18	27.27	-4.5	-26.72	0.69	0.73	0.47	0.22
HELD-UP	MID	111	8	26	7.21	23.42	-42.54	-40.68	0.58	0.64	0.45	0.20
HELD-UP	HIGH	155	6	21	3.87	13.55	-108	-92.7	0.43	0.35	0.37	0.14

Don't have access to the most cutting-edge form tools in UK today? [Claim your trial here](#)

Pace Analyser

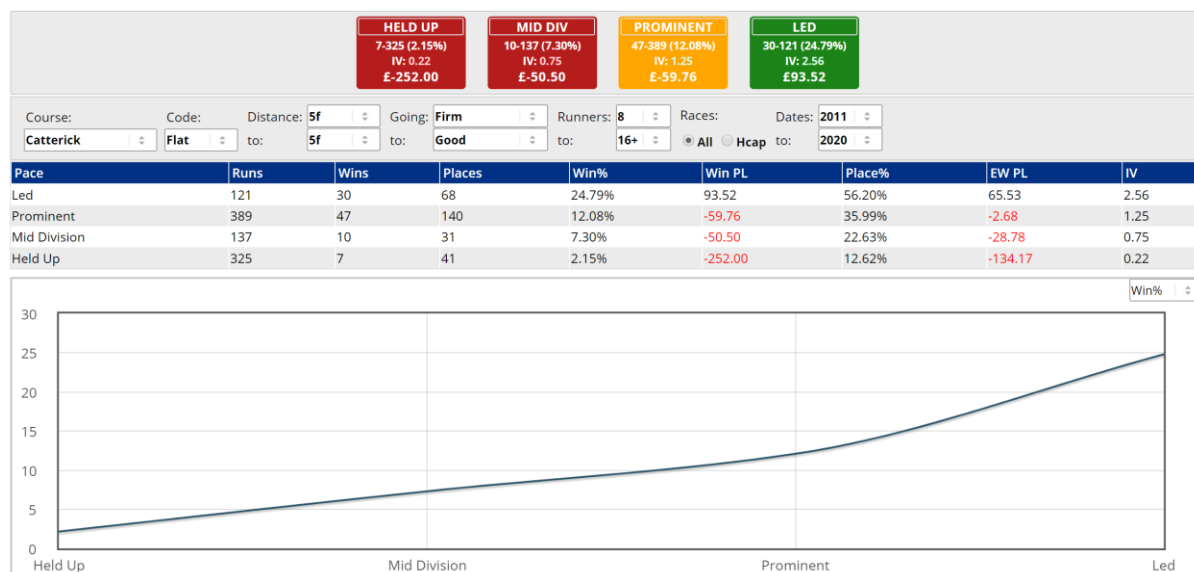
Introduced in January 2019, the Pace Analyser tool is very similar in functionality to the PACE tab found in Gold's racecards. It does, however, have increased flexibility for users to experiment.

The Pace Analyser can be found at this link - <https://www.geegeez.co.uk/tools/pace-analyser/> - or under the TOOLS menu item.



Users have the ability to specify any course, race code, going range, field size range, and / or distance range; as well as handicaps only or all races.

PACE ANALYSER



Output is presented in a similar format as on the PACE tab, and users should familiarise themselves with that information in the Pace section.

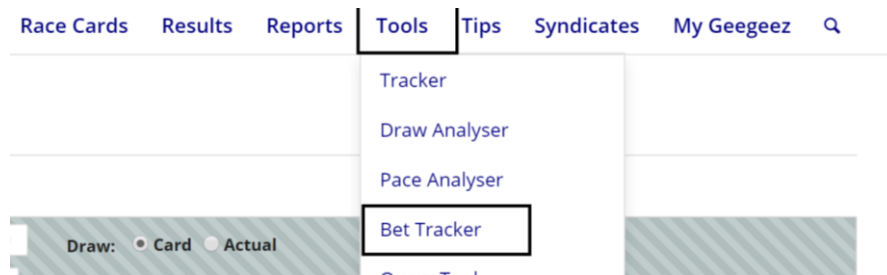
In April 2020, a Year Range selector was added. This enables users to review whether any long-term bias has been retained in the shorter term.

In March 2025, we added Betfair SP data to the tables and charts.

Don't have access to the most cutting-edge form tools in UK today? [Claim your trial here](#)

Bet Tracker

Introduced in March 2019, as the name suggests, Bet Tracker is a tool for storing and reviewing your betting history. It allows users a range of options at both the bet input stage and for subsequent analysis. The Bet Tracker can be found from the Tools menu.



Entering Bets

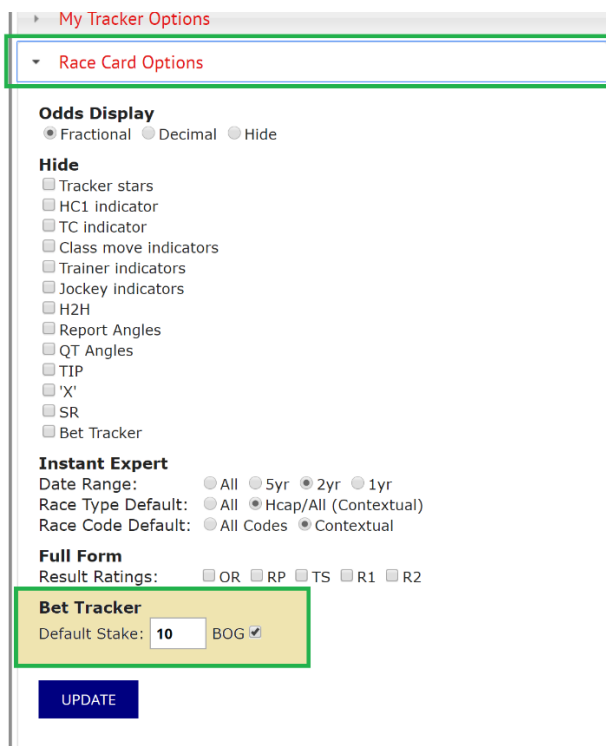
Bets can be entered by clicking the dark blue 'BT' icon on the racecard:

A screenshot of a racecard entry form. The racecard header shows 'HUGO'S REFLECTION' with various icons and odds. Below the header, there is a form with fields for 'Stake' (10), 'Odds' (4/1 (5)), 'BOG?' (checked), 'E/W' (unchecked), and 'Notes' (Interesting handicap debut runner going straight to fences). A 'SAVE' button is located to the right of the notes field.

Enter your stake, odds and whether the bet is win or each way as well Best Odds Guaranteed (BOG) or not; and enter any notes as to why you like the selection. Then click SAVE.

Note that the odds default to the best odds available from the odds feeds geegeez.co.uk publishes. To change the odds taken, select a different price (or SP) from the odds dropdown.

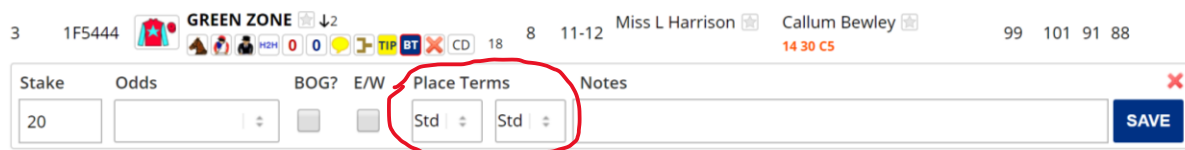
Note also that you can set a default stake and turn BOG on or off on your My Geegeez page in the Racecard Options section:

A screenshot of the 'My Tracker Options' page. The 'Race Card Options' section is highlighted with a green border. It includes sections for 'Odds Display' (Fractional, Decimal, Hide), 'Hide' (Tracker stars, HC1 indicator, TC indicator, Class move indicators, Trainer indicators, Jockey indicators, H2H, Report Angles, QT Angles, TIP, 'X', SR, Bet Tracker), 'Instant Expert' (Date Range: All, 5yr, 2yr, 1yr; Race Type Default: All, Hcap/All (Contextual); Race Code Default: All Codes, Contextual), and 'Full Form' (Result Ratings: OR, RP, TS, R1, R2). The 'Bet Tracker' section is highlighted with a yellow border and shows 'Default Stake: 10' and 'BOG' checked. An 'UPDATE' button is at the bottom.

Don't have access to the most cutting-edge form tools in UK today? [Claim your trial here](#)

Enhanced Place Terms

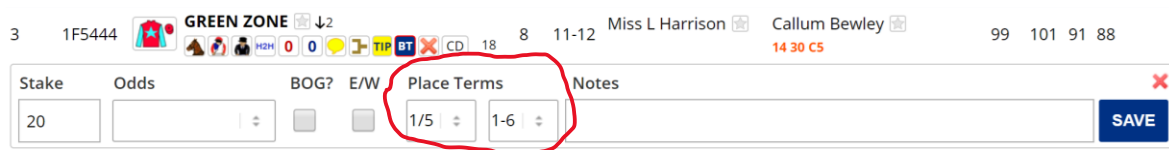
It is quite common, especially in bigger field handicaps, for some bookmakers to offer enhanced places on the each way part of bets, for example, 1/5 odds the first six places. To cater for this, two dropdowns have been included in the inline Bet Tracker.



The screenshot shows a bet tracker interface for a horse named 'GREEN ZONE'. The 'Place Terms' section is highlighted with a red circle and contains two dropdown menus, both set to 'Std'. The 'Stake' is set to 20, and there is a 'SAVE' button on the right.

If you have a normal each way bet with standard place terms, leave the two highlighted boxes as they are. Std means 'standard' and the bet will be settled accordingly.

However, if your bookmaker is offering, for example, 1/5 odds for the first six places, select the appropriate fraction and number of places from the dropdowns.



The screenshot shows the same bet tracker interface, but the 'Place Terms' section is highlighted with a red circle and contains two dropdown menus. The first dropdown is set to '1/5' and the second is set to '1-6'. The 'Stake' is set to 20, and there is a 'SAVE' button on the right.

Should your horse finish in the first six, the bet will be settled accordingly.

Duplicating Selections

Some users may wish to duplicate a selection on their Bet Tracker, for instance if they are tracking multiple different systems or angles and wish to record the bets separately. This can be done by simply adding a separate note (and bet details – stake, e/w, etc – as necessary) and clicking save a second time.

This will bring up a dialogue box asking the user to confirm the duplicate selection:

www.geegeez.co.uk says

WARNING! You are about to duplicate this selection on your Bet Tracker. If you intended to do that, click OK. However, if you wished to edit your initial entry, please click CANCEL and edit the bet on your Bet Tracker page.



The dialog box contains two buttons: 'OK' and 'Cancel'.

If the user intended to duplicate the selection, OK should be clicked.

If the user wished to simply edit the original selection, 'Cancel' should be clicked and the user should go to the Bet Tracker page to edit the original bet details. See next section.

Bet Tracker Page

The Bet Tracker page is the engine room for your betting history. As well as storing those data in a single place, users are able to perform a range of analyses in search of aspects of their betting which are profitable or otherwise.

The Bet Tracker page is broken into two sections, and looks like this:

MY BET TRACKER

The screenshot shows the 'MY BET TRACKER' interface. At the top, there are filter controls for various categories, each with an 'OFF' and 'ON' button. Below these are tabs for 'SUMMARY', 'CHART', and 'BETS'. To the right of the tabs are three red buttons: 'TOGGLE FILTERS', 'RESET', and 'UPDATE'. The main area contains a table with the following data:

DATE	Bets	Wins	SR%	Staked	Profit	ROI%
Thu Feb 21 2019	27	7	25.93%	325.00	95.25	29.31%
Fri Feb 22 2019	32	10	31.25%	400.00	-17.25	-4.31%
Sat Feb 23 2019	30	13	43.33%	305.00	-7.87	-2.58%
Sun Feb 24 2019	19	8	42.11%	190.00	102.38	53.88%
Mon Feb 25 2019	35	13	37.14%	345.00	3.42	0.99%
Tue Feb 26 2019	23	9	39.13%	230.00	-48.75	-21.20%
Wed Feb 27 2019	28	8	28.57%	300.00	-108.50	-36.17%
Thu Feb 28 2019	27	7	25.93%	255.00	-98.26	-38.53%
Tue Mar 19 2019	1	1	100.00%	60.00	165.00	275.00%
Wed Mar 20 2019	4	1	25.00%	24.00	-2.00	-8.33%
Total	226	77	34.07%	2434.00	83.41	3.43%

In the top section – shown inside the green boxes – are a range of filters, which cover:

- Date
- Day
- Course
- Jockey
- Trainer
- Race Type
- Handicap or not
- Class
- Distance
- Field Size

There are **three red buttons** to show/hide (i.e. TOGGLE) the filters section, RESET and filters you may have selected, and UPDATE the output section of the screen (shown in the orange box in the image above).

Clicking on a filter heading displays data sorted by that filter. For instance, clicking on the TRAINER heading displays data by trainer, see below.

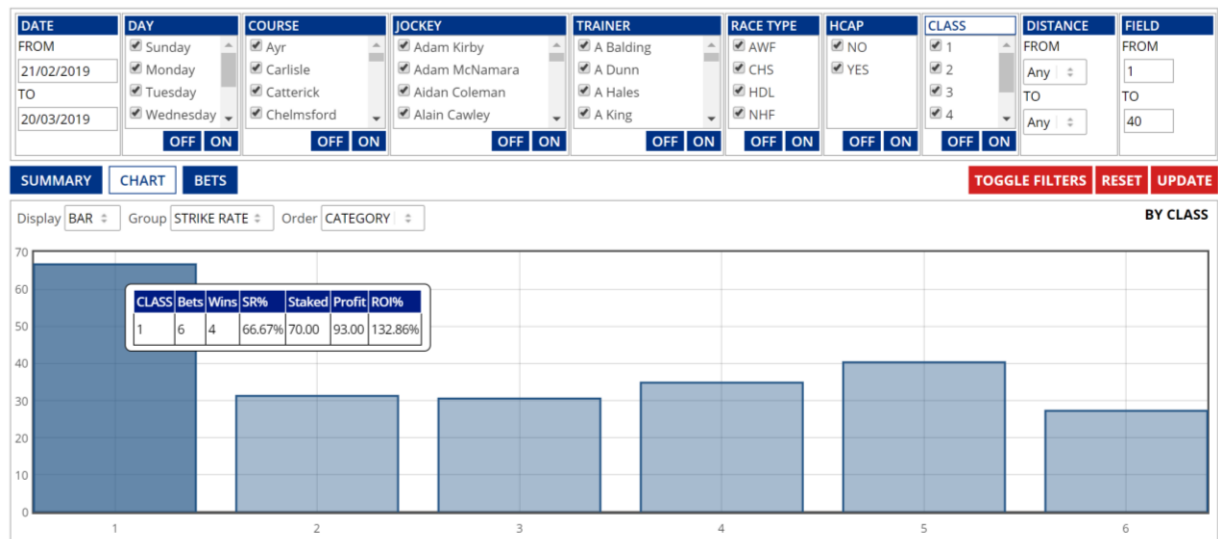
DATE	DAY	COURSE	JOCKEY	TRAINER	RACE TYPE	HCAP	CLASS	DISTANCE	FIELD
FROM	<input checked="" type="checkbox"/> Sunday	<input checked="" type="checkbox"/> Ayr	<input checked="" type="checkbox"/> Adam Kirby	<input checked="" type="checkbox"/> A Balding	<input checked="" type="checkbox"/> AWF	<input checked="" type="checkbox"/> NO	<input checked="" type="checkbox"/> 1	FROM	FROM
21/02/2019	<input checked="" type="checkbox"/> Monday	<input checked="" type="checkbox"/> Carlisle	<input checked="" type="checkbox"/> Adam McNamara	<input checked="" type="checkbox"/> A Dunn	<input checked="" type="checkbox"/> CHS	<input checked="" type="checkbox"/> YES	<input checked="" type="checkbox"/> 2	Any	0
TO	<input checked="" type="checkbox"/> Tuesday	<input checked="" type="checkbox"/> Catterick	<input checked="" type="checkbox"/> Aidan Coleman	<input checked="" type="checkbox"/> A Hales	<input checked="" type="checkbox"/> HDL		<input checked="" type="checkbox"/> 3	TO	TO
20/03/2019	<input checked="" type="checkbox"/> Wednesday	<input checked="" type="checkbox"/> Chelmsford	<input checked="" type="checkbox"/> Alain Cawley	<input checked="" type="checkbox"/> A King	<input checked="" type="checkbox"/> NHF		<input checked="" type="checkbox"/> 4	Any	40

TRAINER	Bets	Wins	SR%	Staked	Profit	ROI%
M Appleby	1	0	0.00%	5.00	-5.00	-100.00%
K Bailey	3	1	33.33%	25.00	69.00	276.00%
A Balding	1	0	0.00%	10.00	-10.00	-100.00%
R Bandey	1	0	0.00%	5.00	-5.00	-100.00%
R Bastiman	1	1	100.00%	10.00	6.00	60.00%
J Bolger	2	0	0.00%	20.00	-20.00	-100.00%

In the bottom section –users may click one of **three blue buttons** to view a SUMMARY of the selected filter (default is date), or look at a number of CHART elements, or view the constituent bets related to the selected filters.

The image above is an example of SUMMARY data. All column headings are sortable.

In the CHART view, the display looks like this:



As can be seen from the image, the bet history is sorted by class; the DISPLAY is BAR (it can also be LINE); the data presented is STRIKE RATE (it can also be PROFIT, BETS, WINS, or ROI); and the data are ordered by the CATEGORY (in this case, class).

Hovering over a bar, or a data point in LINE view, displays the summary data for that bar/data point.

To see all selections for a given set of filters, click the BETS button.

N.B. Due to the nature of the way we receive results, sometimes the SP is added after the result. Please don't worry unless the SP is still not populated the next day.

SUMMARY		CHART		BETS		TOGGLE FILTERS															RESET	UPDATE		
<<		<		2 / 10		>		>>		EXPORT CSV														
Date	Time	Day	Course	Selection	Jockey	Trainer	Type	Hcap	Cls	Dist	R4?	Rnrs	Odds	SP	BOG	Stake	W/EW	Pos.	P/L	C.P/L	Comments			
21/02/2019	19:40	Thu	Wolverhampton	Critical Thinking	Trevor Whelan	D Loughnane	AWF	Y	5	7f 36y	0	7	7/1	-	Y	5	EW	-	0.00	0.00	T Snips 7- Da			
21/02/2019	19:40	Thu	Wolverhampton	Mr Minerals	Rossa Ryan	A Dunn	AWF	Y	5	7f 36y	0	7	5/1	12/1	Y	10	W	3	-10.00	-10.00	TJ Combo CS			
22/02/2019	13:10	Fri	Warwick	Lots Of Luck	David Bass	K Bailey	HDL	N	4	2m 3f	0	10	66/1	50/1	Y	2.5	EW	8	-5.00	-15.00	1st Start			
22/02/2019	13:30	Fri	Exeter	Trans Express	Lucy Gardner	Mrs S Gardner	HDL	Y	4	2m 7f 25y	0	11	8/1	11/1	Y	10	EW	4	-20.00	-35.00	H4C / TTS B E			
22/02/2019	13:30	Fri	Exeter	Good And Hardy	Paddy Brennan	F M O'Brien	HDL	Y	4	2m 7f 25y	0	11	7/1	9/2	Y	5	EW	5	-10.00	-45.00	TJ Combo CS			
22/02/2019	13:30	Fri	Exeter	Buywise	Miss I Williams	E Williams	HDL	Y	4	2m 7f 25y	0	11	18/1	10/1	Y	10	EW	0	-20.00	-65.00	Trainer Stats			
22/02/2019	13:55	Fri	Catterick	Best To Come	Brian Hughes	K Dalgleish	CHS	Y	4	2m 3f 51y	0	5	6/4	1/1	Y	10	W	4	-10.00	-75.00	QT Trainer Stats CS / TJ Combo CS			
22/02/2019	14:05	Fri	Exeter	Flemcara	Aidan Coleman	Miss E Lavelle	HDL	Y	2	2m 7f 25y	0	13	13/2	5/1	Y	10	EW	1	81.25	6.25	Trainer Stats			
22/02/2019	14:15	Fri	Warwick	Carnspindle	Harry Bannister	W Greatrex	CHS	Y	3	3m	0	5	5/1	6/1	Y	5	EW	4	-10.00	-3.75	Trainer Stats			
22/02/2019	14:25	Fri	Lingfield Park	Pinctada	Kieran O'Neill	J Bridger	AWF	Y	6	1m 1y	0	11	66/1	50/1	Y	2.5	EW	11	-5.00	-8.75	HCl / HCl C			
22/02/2019	14:30	Fri	Catterick	He's A Goer	Richard Johnson	T Lacey	HDL	Y	3	1m 7f 156y	0	6	11/4	9/2	Y	30	W	3	-30.00	-38.75	Trainer Stats			
22/02/2019	15:00	Fri	Lingfield Park	Mr Scaramanga	Levi Williams	S Dow	AWF	Y	3	7f 1y	0	8	11/2	11/2	Y	5	EW	4	-10.00	-48.75	T Snips LTO \			

All columns are sortable and hovering over a cell in the 'Comments' column displays the full comment.

The output is displayed in blocks of 25 results and can be scrolled through using the single arrow < and > buttons. To move to the first or last page, select << or >>.

To edit an entry, for example to add a Rule 4 or to make further notes, click the 'pencil' icon at the right hand end of the entry. Make your edits and then click the 'floppy disk' icon to save.

21/02/2019	15:00	Thu	Southwell	Catapult	Hollie Doyle	S Keightley	AWF	Y	6	7f 14y	0	14	7/1	6/1	Y	10	EW	2	7.50	21.50	Has a chance
Stake		Odds		R4?		BOG?		E/W		Notes											
10		7/1 (8)		0		<input checked="" type="checkbox"/>		<input checked="" type="checkbox"/>		Has a chance to lead, solid fibresand credentials											

To delete an entry, click the red 'x' and confirm when asked that you wish to delete the entry.

In the top right corner of the BETS view is an **EXPORT CSV** button. Clicking this will download a csv file of the Bet Tracker results for further analysis within a spreadsheet program. Note that the downloaded file contains all bets, i.e. not just the filtered output.

SUMMARY		CHART		BETS		TOGGLE FILTERS															RESET	UPDATE		
<<		<		1 / 1		>		>>		EXPORT CSV														
Date	Time	Day	Course	Selection	Jockey	Trainer	Type	Hcap	Cls	Dist	R4?	Rnrs	Odds	SP	BOG	Stake	W/EW	Pos.	P/L	C.P/L	Comments			
19/02/2019	17:30	Tue	Wolverhampton	Boycie	Miss H Lees	A Wintle	AWF	Y	6	1m 4f 51y	0	11	12/1	12/1	N	10	EW	2	14.00	14.00				
21/02/2019	15:00	Thu	Southwell	Catapult	Hollie Doyle	S Keightley	AWF	Y	6	7f 14y	0	14	7/1	6/1	Y	10	EW	2	7.50	21.50	Has a chance			

Bet Finder

New in September 2021 is Bet Finder, a tool to quickly reduce the day's runners to a manageable number of interest to you.

Layout

It consists of two views, and several configurable components, as follows:

1. The FILTERS tab is from where to select factors of interest to you. The QUALIFIERS tab is where runners satisfying your criteria are displayed.
2. Choose from runners TODAY or TOMORROW, and/or RESET all filters.
3. Open or close all filter blocks.
4. Click on a block heading to open/close that individual section. Select the filters of interest within each block and note the reduction in the number of qualifiers listed in the 'Qualifiers' button.

BET FINDER

1 Filters Qualifiers (315) 2 Today Tomorrow Reset

3 + -

4 Race Filters
Basic Filters
Ratings Filters
1st Time
2nd Time
Trainer Form
Jockey / Sire Form

Clicking the QUALIFIERS button displays a list of all runners that match the selected criteria.

Filters Qualifiers (5) Today Tomorrow Reset

CSV

Time	Course	#	Silk	Horse	Trainer	Jockey	Sire	Odds
14:10	Newton Abbot	1		Our Colossus	F M O'Brien	Liam Harrison	Yeats	5/4
14:20	Perth	5		Fresh New Dawn	O Murphy	Fergus Gregory	Flemensfirth	14/1
15:00	Brighton	5		Confils	G Baker	Pat Cosgrave	Olympic Glory	13/2
15:40	Newton Abbot	3		Right Destination	F M O'Brien	Mr Connor Brace	Dubai Destination	1/1
15:40	Newton Abbot	2		Secret Potion	P Nicholls	Harry Cobden	Dabirsim	11/4

There is a green CSV button top right for downloading qualifiers to a spreadsheet.

Don't have access to the most cutting-edge form tools in UK today? [Claim your trial here](#)

The Filters

Bet Finder has the following filters:

Basic Filters

LTO Winner - won last time out

LTO Placed - placed last time out

Course Winner - won at the track

Distance Winner - won at the distance

Course/Distance Winner - won at this track and distance

Btn Fav LTO - beaten favourite last time out

Up In Class - today's race is higher class

Down In Class - today's race is lower class

WIN Shortlist – horse features on today's Shortlist report (Win tab)

PLACE Shortlist – horse features on today's Shortlist report (Place tab)

Ratings Filters

RPR Top Rated - the highest rated on Racing Post Ratings

TS Top Rated - the highest rated on Topspeed Ratings

SR Top Rated - the highest Peter May SR rating

RPR Top 3 - in the top 3 Racing Post Ratings for the race

TS Top 3 - in the top 3 Topspeed ratings for the race

SR Top 3 - in the top 3 Peter May SR ratings for the race

1st Time

1st start - running for the first time

1st Hcap - running in first handicap

W1 - first run after a wind operation

New Equipment - first run in this headgear combination

Trainer Change – first run for a new trainer

1st Gelded – first run after gelding operation

2nd Time

2nd start – running for the second time

2nd Hcap – running in second handicap

W2 – second run after a wind operation

2nd Gelded – second run after gelding operation

2nd Equipment – second run in this headgear combination

Trainer Form

14 +ive – 5+ runs in last 14 days, 20%+ win OR 51%+ place

30 +ive – 10+ runs in last 30 days, 20%+ win OR 51%+ place

1 Year +ive – 50+ runs in last 365 days, 12.5%+ win OR 33%+ place

C1 +ive – 10+ runs at the track in last 365 days, 20%+ win OR 51%+ place

C5 +ive - 25+ runs at the track in the last five years, 15%+ win

14 -ive – 10+ runs in last 14 days, 4% or less win strike rate, OR 14% or less place SR

30 -ive – 20+ runs in last 30 days, 4% or less win strike rate, OR 14% or less place SR

1 Year -ive – 50+ runs in last 365 days, 5% or less win strike rate

C1 -ive – 15+ runs at course in last year, 4% or less win strike rate, OR 14% or less place SR

C5 -ive - 25+ runs at course in last five years, 4% or less win strike rate

Don't have access to the most cutting-edge form tools in UK today? [Claim your trial here](#)

Jockey / Sire Form

J14 +ive – 5+ runs in last 14 days, 20%+ win OR 51%+ place

J1 Year +ive – 50+ runs in last 365 days, 12.5%+ win OR 33%+ place

J C1 +ive – 10+ runs at the track in last 365 days, 20%+ win OR 51%+ place

J C5 +ive – 25+ runs at the track in the last five years, 15%+ win

TJ 1 Yr +ive – trainer jockey combined 30+ runs in last 365 days, 12.5%+ win OR 33%+ place

S1 Year +ive – sire 50+ runs in last 365 days, 12.5%+ win OR 30%+ place

S Age +ive – sire age range (by race code) 100+ runs in last 2 years, 12.5%+ win OR 30%+ place

S Dist +ive – sire distance bracket (by race code) 100+ runs in last 2 years, 12.5%+ win OR 30%+ place

S Code +ive – sire by race code 100+ runs in last 2 years, 12.5%+ win OR 30%+ place

Advanced Trainer Form: POSITIVE

The following stats are based on 20+ runs in the last 2 years, 1.00+ A/E, 1.25+ IV, and 0.55+ PRB. For a definition of A/E, IV and PRB, [see this article](#).

Race Type – trainer record with horses racing in the same race code

Distance Range – trainer record with horses racing in a similar distance range (see [here](#) for more)

Distance Move – trainer record with horses moving up in distance 25%+ (flat) or 20%+ (NH)

LTO Winner – trainer record with horses that won last time out (same race code)

1st Handicap – trainer record with horses making their first handicap start

1st Start – trainer record with horses making their first racecourse start

2nd Start – trainer record with horses making their second racecourse start

7- Days – trainer record with horses running within 7 days of a previous race

60+ Days – trainer record with horses running 60 or more days since their previous race

2nd Handicap – trainer record with horses making their second handicap start

Advanced Trainer Form: NEGATIVE

The following stats are based on 20+ runs in the last 2 years, 0.75 or less A/E, 0.75 or less IV, and 0.45 or less PRB. For a definition of A/E, IV and PRB, [see this article](#).

Race Type – trainer record with horses racing in the same race code

Distance Range – trainer record with horses racing in a similar distance range (see [here](#) for more)

Distance Move – trainer record with horses moving up in distance 25%+ (flat) or 20%+ (NH)

LTO Winner – trainer record with horses that won last time out (same race code)

1st Handicap – trainer record with horses making their first handicap start

1st Start – trainer record with horses making their first racecourse start

2nd Start – trainer record with horses making their second racecourse start

7- Days – trainer record with horses running within 7 days of a previous race

60+ Days – trainer record with horses running 60 or more days since their previous race

2nd Handicap – trainer record with horses making their second handicap start

Query Tool

The Query Tool (QT), introduced in April 2017, is a significant new development. While still in its infancy in terms of the volume of search parameters, QT is, over time, becoming a forensic analysis tool for the serious-minded punter.

Already users can take a deep dive into the performance of trainers, jockeys, horses and sires in what is, essentially, version 0.1 of the tool.

Overview

QT is found here: <https://www.geegeez.co.uk/tools/query-tool/> or under the TOOLS menu item.

It looks like this when first loaded:

The screenshot shows the Query Tool interface. On the left is a sidebar with a 'Generate Report' button and several input sections: 'DATES' with a 'DATE RANGE' section (FROM: 25/03/2020, TO: 25/03/2025) and radio buttons for 'DAY', 'MONTH', and 'YEAR'; 'RACE' with a dropdown menu; 'RUNNER' with a dropdown menu; and 'HIDDEN' with a dropdown menu. A note below these sections reads: '1 Input area, where query / system parameters are defined'. At the bottom of the sidebar is a 'Reset' button. The main area is divided into three sections: a top navigation bar with tabs for 'SUMMARY', 'QUALIFIERS', 'CHART', 'FILTERS', and 'ANGLES (58)', and a '2 Tab area' containing a table of filter options (RUNS, WINS, PLACES, WIN %, EW %, WIN P/L, BSP P/L, EW P/L, A/E, IV) with 'Any' dropdowns and 'CLEAR', 'UPDATE', 'COPY', 'EXCEL', and 'PDF' buttons. Below this is a large '3 Output area, where query results are displayed and can be viewed / analysed' which currently displays 'Please Select Filters'.

As you can see, the view is divided into three main areas.

The left sidebar is the input area. Here users can select the variables by which they wish to filter and breakdown searches.

The main area of the screen displays the results from selected searches.

At the top of the screen are five tabs: SUMMARY, QUALIFIERS, CHART, FILTERS, and ANGLES.

Input Area

The input area is broken into three main groups: DATE, RACE and RUNNER. Each group houses variables related to that heading. There is also a HIDDEN group to where users may move variables which of little interest.

Don't have access to the most cutting-edge form tools in UK today? [Claim your trial here](#)

Dates Group

The DATES group allows users to specify an overall time period and/or, within that, specific days of the week, months of the year, years, or seasons. This can be useful for, amongst other things, protecting against backfitting a query. (For instance, you select three random years in the 2009-present sample, then compare the results with all years).

The 'Season' variable was added in November 2025.

The screenshot shows the 'DATES' filter group. It includes a 'DATE RANGE' section with 'FROM' and 'TO' date pickers set to 27/11/2020 and 27/11/2025 respectively. Below this are four buttons: 'LAST 1 YEAR', 'LAST 2 YEARS', 'LAST 5 YEARS' (highlighted in red), and '2009+'. At the bottom are four radio button options: 'DAY', 'MONTH', 'YEAR', and 'SEASON', each with a dropdown arrow.

Race Group

The screenshot shows the 'RACE' filter group. It features a 'RACE CODE' section with a list of checkboxes: 'FLAT TURF', 'FLAT AW', 'NHF', 'HURDLE', 'CHASE', 'HUNTER CHASE', and 'AW NHF'. Below this are several radio button options with dropdown arrows: 'COUNTRY', 'COURSE', 'CLASS', 'MAJOR RACE CLASS', 'DISTANCE', 'GOING', 'RUNNERS', 'HANDICAP', 'SP FAV', 'SP 2ND FAV', and 'SP 3RD FAV'.

In the RACE group, users specify parameters relating to the races they want to interrogate. Course, county, race code, race class, distance, going, number of runners, handicap or non-handicap, and the starting price of the favourite, 2nd fav and / or 3rd fav can all be quantified here.

In every case, users can select one or more options. Leaving a parameter blank will mean the query takes 'all' possible races.

A full list of variables and descriptions can be found below.

Runner Group

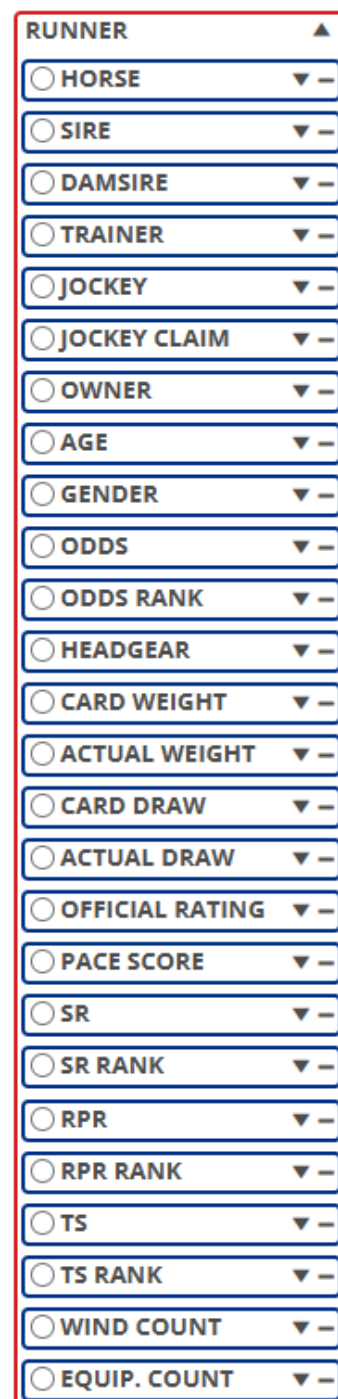
And finally, users specify the information about specific horses in those races, in the RUNNER group.

Here users will decide the age, gender, odds, trainer(s), jockey(s), etc to include in a search.

As can be seen in the image, for horse, trainer, jockey and sire, typing the start of a name will display all possible names, from which the user's required entities may be selected.

Users may also perform enquiries on specific horses by entering the horse name in the HORSE parameter search box.

A full list of variables and descriptions can be found below.



The image shows a vertical list of search filters under the heading 'RUNNER'. Each filter consists of a radio button, a text label, and a dropdown arrow. The filters are: HORSE, SIRE, DAMSIRE, TRAINER, JOCKEY, JOCKEY CLAIM, OWNER, AGE, GENDER, ODDS, ODDS RANK, HEADGEAR, CARD WEIGHT, ACTUAL WEIGHT, CARD DRAW, ACTUAL DRAW, OFFICIAL RATING, PACE SCORE, SR, SR RANK, RPR, RPR RANK, TS, TS RANK, WIND COUNT, and EQUIP. COUNT.

Filter Name
HORSE
SIRE
DAMSIRE
TRAINER
JOCKEY
JOCKEY CLAIM
OWNER
AGE
GENDER
ODDS
ODDS RANK
HEADGEAR
CARD WEIGHT
ACTUAL WEIGHT
CARD DRAW
ACTUAL DRAW
OFFICIAL RATING
PACE SCORE
SR
SR RANK
RPR
RPR RANK
TS
TS RANK
WIND COUNT
EQUIP. COUNT

'Generate' and 'Reset'

At the top and bottom of the left-hand variable panel are the **power buttons**. To execute any query a user has defined, the 'Generate' button is clicked.



Once a query has satisfied the user's curiosity, the 'Reset' button will clear all variables back to their default 'All' state ready for another investigation.



'Group By'

As well as choosing ranges of variables, it is often useful to group or sort a query by the variables in a specific group. For instance, to sort by sire or trainer or odds rank or distance or course.

To the left of every variable is a grey circle. Clicking this circle (radio button, to give it the technical term) and then clicking 'Generate Report' groups the query output specifically by the selected variable.



Hide / Show Variables

It will be the case that users will require access to some variables more than others. There may be some variables that users will never use. Clicking the – symbol to the right of the variable name will move that variable to the HIDDEN section.

To reinstate a variable, click the + symbol adjacent to the relevant variable in the HIDDEN section.



Full List of Query Tool Variables

DATES

Date Range

Select a from and to date

Presets

Choose from 'Last 1 year', 'Last 2 years', 'Last 5 years', and '2009+'

Day

Include only data from selected days

Month

Include only data from selected months

Year

Include only data from selected years

Don't have access to the most cutting-edge form tools in UK today? [Claim your trial here](#)

Season

Include only data from selected seasons

RACE

Country

Select UK or Ireland (both included by default)

Course

Include only data from selected racecourses (all selected by default)

Race Code

Include only data from selected race codes (e.g. NHF for National Hunt Flat)

Class

Include only data from selected race classes

Major Race Class

Where a race is Class 1, select the sub-classes to include (i.e. Listed, G3, G2, G1)

Distance

Include only data from selected distance range (all distances included by default)

Going

Include only data from selected going range (all going included by default)

Runners

Include only data from races with selected field size (all races included by default)

Handicap

Choose Handicap races only, or Non-Handicap races only (all races included by default)

Direction

Choose left, right, straight or figure of eight (all races included by default)

Profile

Choose flat, undulating and/or very undulating (all races included by default)

General Config

Choose galloping, sharp or very sharp (all races included by default)

Specific Config

Choose sharp bends, or uphill finish (all races included by default)

SP Fav

Choose races only where the favourite is priced in the selected range

NB This cannot be known in advance and, therefore, should not be saved as a QT Angle parameter.

SP 2nd Fav

Choose races only where the second favourite is priced in the selected range

NB This cannot be known in advance and, therefore, should not be saved as a QT Angle parameter.

SP 3rd Fav

Choose races only where the third favourites is priced in the selected range

NB This cannot be known in advance and, therefore, should not be saved as a QT Angle parameter.

RUNNER

Horse

Selects specific horses by typing their names in the text box

Sire

Selects specific sires by typing their names in the text box

Damsire

Selects specific damsires (fathers of mothers) by typing their names in the text box

Trainer

Selects specific trainers by typing their names in the text box

Jockey

Selects specific jockeys by typing their names in the text box

Jockey Claim

Includes only data from runners where the jockey is claiming within the selected range (all runners included by default)

Owner

Selects specific owners by typing their names in the text box. Where owners have multiple similar names (e.g. syndicates with differing suffixes), users may select the All 'ON' button to select them all.

Age

Includes only data from runners where the horse age is within the selected range (all runners included by default)

Gender

Includes only data from runners where the horse gender is within the selected range (all runners included by default). NB a handful of runners do not have a gender set in our database, so this data is indicative.

Odds

Includes only data from runners where the starting price was within the selected range (all runners included by default)

NB This cannot be known in advance and, therefore, should not be saved as a QT Angle parameter.

Odds Rank

Includes only data from runners where the starting price rank (e.g. favourite = rank 1, 2nd fav = rank 2, etc) is within the selected range (all runners included by default). Note that, due to horses starting races at the same odds, it is possible – indeed likely – that, when grouping by this parameter, the number of qualifiers for each odds rank will differ.

NB This cannot be known in advance and, therefore, should not be saved as a QT Angle parameter.

Headgear

Includes only data from runners where the horse is wearing the selected equipment (all runners included by default). Select specific headgear by typing it into the box. NB Headgear data only available from 16th April 2014.

Card Weight

Includes only data from runners declared to carry weight in the selected range, as per the racecard (i.e. not allowing for jockey claims)

Actual Weight

Includes only data from runners declared to carry weight in the selected range, allowing for jockey claims. E.g. Card weight 9-07, jockey claims 3lb, actual weight 9-04

Card Draw

Includes only data from runners declare to race from stalls in the selected range, as published on the race card.

Actual Draw

Includes only data from runners declare to race from stalls in the selected range, allowing for non-runners (e.g. horse drawn 12, with two non-runners drawn inside, has an 'actual draw' of 10)

NB This cannot be known in advance and, therefore, should not be saved as a QT Angle parameter.

Official Rating

Includes only data from runners officially rated in the selected range

Pace Score

The run style of a horse in our pace database in the race in question (4-led, 3-prominent, 2-midfield, 1-held up, 0-not known).

NB This cannot be known in advance and, therefore, should not be saved as a QT Angle parameter.

SR

Includes only data from runners whose SR figure is in the selected range. *NB SR ratings are only available for UK flat racing, and for UK NH racing (September to April). SR was introduced on 6th August 2014, no data exists in our database for races prior to this date. There is no SR data for Irish races, or for summer jump racing (May to August).*

SR Rank

Includes only data from runners whose SR rank is in the selected range. For example, selecting '1' to '1' will allow a query on top-rated SR horses. Speed ratings were introduced on 6th August 2014, no data exists in our database for races prior to this date. There is no SR data for Irish races, or for summer jump racing (May to August).

RPR

Includes only data from runners whose RPR figure is in the selected range. *NB RPR ratings are only available from 9th October 2017, no data exists in our database for races prior to this date.*

RPR Rank

Includes only data from runners whose RPR rank is in the selected range. For example, selecting '1' to '1' will allow a query on top-rated RPR horses. *NB RPR ratings are only available from 9th October 2017, no data exists in our database for races prior to this date.*

TS

Includes only data from runners whose TS figure is in the selected range. *NB TS ratings are only available from 9th October 2017, no data exists in our database for races prior to this date.*

TS Rank

Includes only data from runners whose TS rank is in the selected range. For example, selecting '1' to '1' will allow a query on top-rated TS horses. *NB TS ratings are only available from 9th October 2017, no data exists in our database for races prior to this date.*

Wind Count

Includes only data from runners whose number of runs after a wind operation is in the selected range. For example, selecting '1' to '1' will include all horses have their first run since wind surgery. Selecting '0' will also include horses which have not had wind surgery. When a horse has a second incidence of wind surgery, their count is reset to '1' (i.e. first run after wind surgery).

Equip. Count

Used in conjunction with the 'Headgear' variable. Includes only data from runners whose number of runs with the chosen headgear/equipment is in the selected range. For example, if selecting 'Tongue Tie' in the 'Headgear' section and '1' to '1' in 'Equip. Count' will include all horses on their first time wearing a tongue tie. Selecting '0' will also include horses which do not have the chosen equipment/headgear.

DSLRL

'Days Since Last Run'. Select '0' to include horses making their debut in UK/Ireland (includes unraced horses and overseas horses having their first start in UK or Ireland).

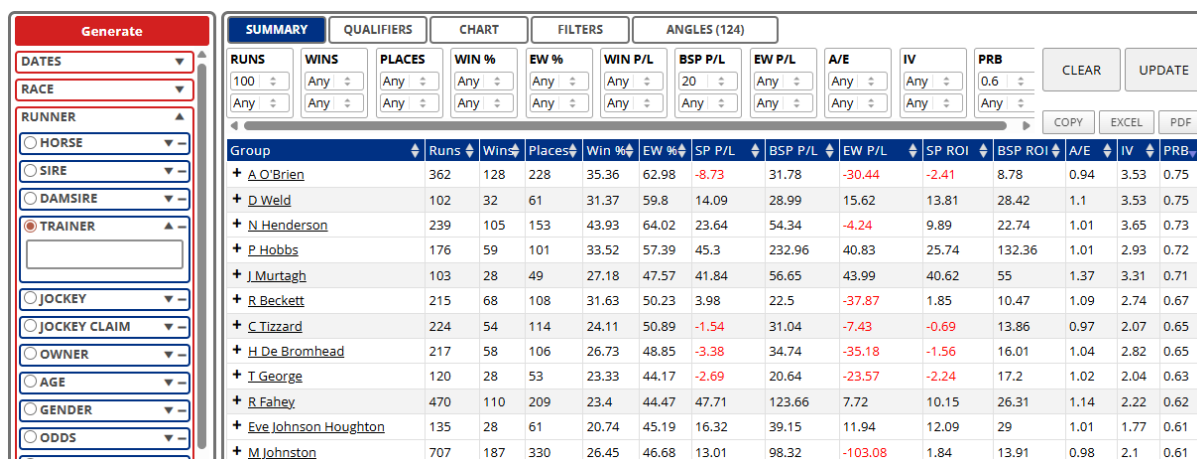
Output Filters

In June 2017, we added the same filters used in the reports to the Query Tool. This enables users to reduce the number of returned results by setting parameters.

In March 2025, we added Betfair SP P/L to this set of filters.

In November 2025, we added Percentage of Rivals Beaten (PRB) to this set of filters.

For example, when grouping by trainer, you may only want to see those trainers with more than 100 runners, a BSP P/L of 20+ and a PRB of 0.6 or more against the specified query criteria. This is easily done, as follows:



The screenshot shows the Query Tool interface. On the left is a 'Generate' sidebar with various filter categories: DATES, RACE, RUNNER (HORSE, SIRE, DAMSIRE, TRAINER, JOCKEY, JOCKEY CLAIM, OWNER), AGE, GENDER, ODDS, and ODDS BANK. The main area has tabs for SUMMARY, QUALIFIERS, CHART, FILTERS, and ANGLES (124). The FILTERS tab is active, showing a grid of filter settings for RUNS, WINS, PLACES, WIN %, EW %, WIN P/L, BSP P/L, EW P/L, A/E, IV, and PRB. The values are: RUNS (100), WINS (Any), PLACES (Any), WIN % (Any), EW % (Any), WIN P/L (Any), BSP P/L (20), EW P/L (Any), A/E (Any), IV (Any), and PRB (0.6). Below the filters is a table with columns: Group, Runs, Wins, Places, Win %, EW %, SP P/L, BSP P/L, EW P/L, SP ROI, BSP ROI, A/E, IV, and PRB. The table lists 14 trainers with their respective statistics.

Group	Runs	Wins	Places	Win %	EW %	SP P/L	BSP P/L	EW P/L	SP ROI	BSP ROI	A/E	IV	PRB
+ A O'Brien	362	128	228	35.36	62.98	-8.73	31.78	-30.44	-2.41	8.78	0.94	3.53	0.75
+ D Weld	102	32	61	31.37	59.8	14.09	28.99	15.62	13.81	28.42	1.1	3.53	0.75
+ N Henderson	239	105	153	43.93	64.02	23.64	54.34	-4.24	9.89	22.74	1.01	3.65	0.73
+ P Hobbs	176	59	101	33.52	57.39	45.3	232.96	40.83	25.74	132.36	1.01	2.93	0.72
+ J Murtagh	103	28	49	27.18	47.57	41.84	56.65	43.99	40.62	55	1.37	3.31	0.71
+ R Beckett	215	68	108	31.63	50.23	3.98	22.5	-37.87	1.85	10.47	1.09	2.74	0.67
+ C Tizzard	224	54	114	24.11	50.89	-1.54	31.04	-7.43	-0.69	13.86	0.97	2.07	0.65
+ H De Bromhead	217	58	106	26.73	48.85	-3.38	34.74	-35.18	-1.56	16.01	1.04	2.82	0.65
+ T George	120	28	53	23.33	44.17	-2.69	20.64	-23.57	-2.24	17.2	1.02	2.04	0.63
+ R Fahey	470	110	209	23.4	44.47	47.71	123.66	7.72	10.15	26.31	1.14	2.22	0.62
+ Eve Johnson Houghton	135	28	61	20.74	45.19	16.32	39.15	11.94	12.09	29	1.01	1.77	0.61
+ M Johnston	707	187	330	26.45	46.68	13.01	98.32	-103.08	1.84	13.91	0.98	2.1	0.61

HINT: Remember to clear the filters when making a new query, or you may wonder where your data has gone! 😊

Query Tool Example

Below is an example of various user scenarios inside QT. Do also check out the video at this link:

<https://www.youtube.com/watch?v=AapjCWlmjDI>

Let's start by selecting some query parameters and then checking what has been added. In this case, I've selected several ranges in the RACE area. I can't quite recall what I selected so, rather than open each 'accordion box', I can simply click the FILTERS tab at the top.

Hey presto, my currently chosen filters are displayed:

SUMMARY	QUALIFIERS	CHART	FILTERS
DATES DATE RANGE: FROM 2020-11-28 TO 2025-11-28	RACE COUNTRY: UK RACE CODE: FLAT TURF DISTANCE: FROM 5F TO 5F HANDICAP: HANDICAP		

Ah yes, I chose UK flat turf handicaps at five furlongs in the last five years. Clicking 'Generate' executes the query and displays the SUMMARY information – the overall performance of the query:

Generate	SUMMARY	QUALIFIERS	CHART	FILTERS	ANGLES (125)										
	RUNS	WINS	PLACES	WIN %	EW %	WIN P/L	BSP P/L	EW P/L	A/E	IV	PRB	CLEAR	UPDATE		
	Any	Any	Any	Any	Any	Any	Any	Any	Any	Any	Any	COPY	EXCEL	PDF	
Group	Runs	Wins	Places	Win %	EW %	SP P/L	BSP P/L	EW P/L	SP ROI	BSP ROI	A/E	IV	PRB		
All	14813	1700	4428	11.48	29.89	-2468.73	83.2	-5203.83	-16.67	0.56	0.87	1	0.5		

Clicking QUALIFIERS or CHART will display the constituent data but, at this stage, there's not really much to see.

Don't have access to the most cutting-edge form tools in UK today? [Claim your trial here](#)

So let's break things down by SIRE. To do this, click in the circle (radio button) to the left of the SIRE variable in the RUNNER group.

Group	Runs	Wins	Places	Win %	EW %	SP P/L	BSP P/L	EW P/L	SP ROI	BSP ROI	A/E	IV	PRB
+ Equiano	275	34	89	12.36	32.36	-50.8	-25.22	-107.86	-18.47	-9.17	0.83	1.22	0.55
+ Mayson	395	53	127	13.42	32.15	-41.27	22.54	-118.77	-10.45	5.71	0.96	1.27	0.54
+ Twilight Son	158	24	51	15.19	32.28	-31.98	-16	-62.95	-20.24	-10.13	0.99	1.48	0.54
+ Acclamation	307	35	93	11.4	30.29	-68.8	-30.31	-163.21	-22.41	-9.87	0.83	1.12	0.53
+ Mehmas	457	53	146	11.6	31.95	-84.15	-8.73	-135.9	-18.41	-1.91	0.81	1.14	0.53
+ Orientor	191	26	64	13.61	33.51	-41.38	-18.54	-82.92	-21.66	-9.71	0.95	1.3	0.53
+ Starspangledbanner	150	17	54	11.33	36	-63.87	-51.5	-55.7	-42.58	-34.33	0.8	1.16	0.53
+ Camacho	241	25	69	10.37	28.63	3.08	36.08	-18.1	1.28	14.97	0.94	1.06	0.52
+ Dandy Man	941	120	304	12.75	32.31	13.25	234.18	-110.05	1.41	24.89	0.94	1.21	0.52
+ Gutaifan	164	21	52	12.8	31.71	23.92	87.34	6.39	14.59	53.26	0.91	1.24	0.52
+ Hot Streak	221	27	65	12.22	29.41	128.52	273.83	126.9	58.15	123.9	1.05	1.17	0.52
+ Profitable	286	34	87	11.89	30.42	-96.53	-67.24	-173.42	-33.75	-23.51	0.81	1.16	0.51
+ Bungle Inthejungle	349	37	103	10.6	29.51	-66.62	-10.43	-114.25	-19.09	-2.99	0.87	1	0.5
+ Dark Angel	175	22	53	12.57	30.29	6.96	39.29	-30.91	3.98	22.45	0.95	1.29	0.5
+ Havana Grey	207	27	69	13.04	33.33	-40.56	-7.78	-86.21	-19.59	-3.76	0.83	1.24	0.5
+ Showcasing	344	51	101	14.83	29.36	-12.3	33.99	-94.63	-3.58	9.88	1.13	1.44	0.5

Note the check in the SIRE circle on the left-hand side. I clicked that, then clicked 'Generate'. That brought up a full list of sires that had had runners against my chosen criteria.

Next, I sorted the SUMMARY results by PRB, to get a view of the percentage of rivals progeny of these sires have beaten. And now I have something of interest.

Looking only at those sires with more than 150 runners under the flat turf sprint handicap condition I specified, I'm interested in the following:

Equiano, Twilight Son, Mayson, Dandy Man, Gutaifan and Hot Streak.

Since July 2017 it is also possible to click on an entity – in this case, a sire – and link out to the main form database.

Let's now add those specific sires into our query and click 'Generate' again. To do so, just click the '+' icon to the left of their names. It will then change to a '-', alerting you to the fact it's been selected.

Group	Runs	Wins	Places	Win %	EW %	SP P/L	BSP P/L	EW P/L	SP ROI	BSP ROI	A/E	IV	PRB
- Equiano	275	34	89	12.36	32.36	-50.8	-25.22	-107.86	-18.47	-9.17	0.83	1.22	0.55
- Mayson	395	53	127	13.42	32.15	-41.27	22.54	-118.77	-10.45	5.71	0.96	1.27	0.54
- Twilight Son	158	24	51	15.19	32.28	-31.98	-16	-62.95	-20.24	-10.13	0.99	1.48	0.54
- Dandy Man	941	120	304	12.75	32.31	13.25	234.18	-110.05	1.41	24.89	0.94	1.21	0.52
- Gutaifan	164	21	52	12.8	31.71	23.92	87.34	6.39	14.59	53.26	0.91	1.24	0.52
- Hot Streak	221	27	65	12.22	29.41	128.52	273.83	126.9	58.15	123.9	1.05	1.17	0.52

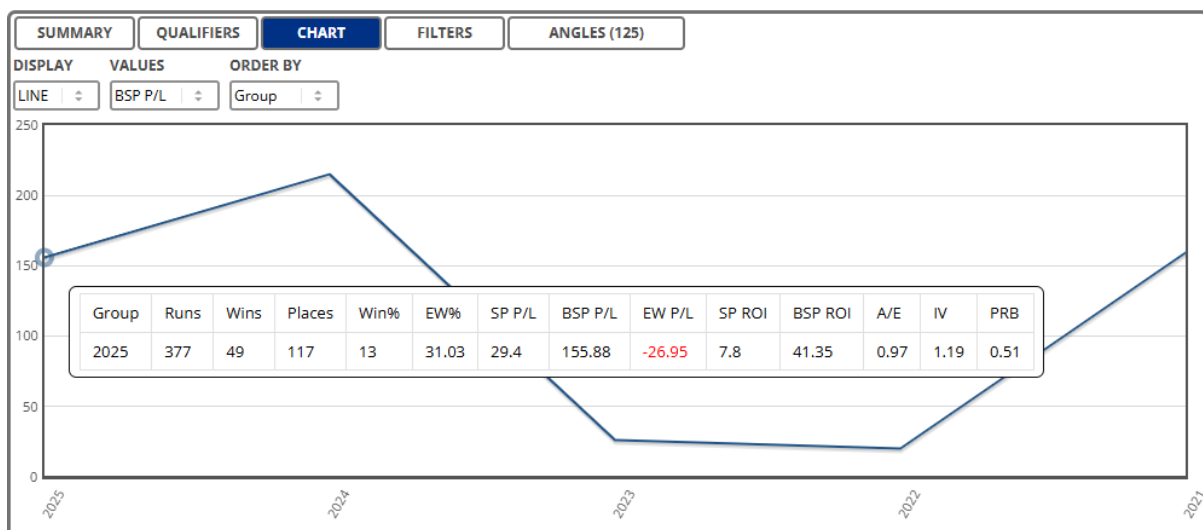
Now I'll sort by Year, by checking the box next to that parameter and clicking the 'Generate Report' button:

The screenshot shows the 'Generate Report' interface. On the left, there's a 'Generate' button and a 'DATES' section with a 'DATE RANGE' from 28/11/2020 to 28/11/2025. Below that are options for 'LAST 1 YEAR', 'LAST 2 YEARS', 'LAST 5 YEARS', and '2009+', along with radio buttons for 'DAY', 'MONTH', 'YEAR' (selected), and 'SEASON'. The main area has tabs for 'SUMMARY', 'QUALIFIERS', 'CHART', 'FILTERS', and 'ANGLES (125)'. The 'SUMMARY' tab is active, showing a table with columns: RUNS, WINS, PLACES, WIN %, EW %, WIN P/L, BSP P/L, EW P/L, A/E, IV, and PRB. The table data is as follows:

Group	Runs	Wins	Places	Win %	EW %	SP P/L	BSP P/L	EW P/L	SP ROI	BSP ROI	A/E	IV	PRB
2025	377	49	117	13	31.03	29.4	155.88	-26.95	7.8	41.35	0.97	1.19	0.51
2024	423	55	135	13	31.91	96.11	215.08	72.3	22.72	50.85	1.04	1.19	0.51
2023	448	51	141	11.38	31.47	-51.6	26.13	-122.93	-11.52	5.83	0.86	1.07	0.52
2022	480	62	161	12.92	33.54	-58.88	20.2	-128.86	-12.27	4.21	0.9	1.24	0.56
2021	426	62	134	14.55	31.46	26.61	159.37	-59.91	6.25	37.41	0.96	1.28	0.54

And we can see that this group of sires has performed well, even at Starting Price, in the search period. However, of course we need to be mindful that in this example, I have rather cherry-picked my sires.

There is also charting functionality, which helps to visualize the output. Here is how that annual profit and loss looks on the line chart option:



As can be seen, hovering over a data point on the chart brings up information about that data point.

QT Angles

When we've completed our research and have found an angle that looks worth following, Geegeez Gold now enables users to save their Angles, and to see relevant 'qualifiers' in various places. You can watch a video outlining the 'ANGLES' tab here:

<https://www.youtube.com/watch?v=W8rUNWfNXmQ>

Here, I've clicked the 'ANGLES' tab, named the angle Turf Sprint Sires, and clicked 'Add Angle'. That saves it to my list of angles, and I then click 'View Runners' to see future entries. There are none at this time as the flat turf season has ended until next Spring.

These Angles appear in the racecard, behind the dark blue numbered icons, showing the performance since the start of the research period, as per the following example:

15:35 Coral "Pipped-At-The-Post" Payouts Handicap Hurdle (0-135) (3) 4yo+

Class: 3 Distance: 3m 57y (+50y) Runners: 11 Going: Soft Av OR: 125.5 Winner: £20812.00 Conditions Odds

CARD RESULT FULL FORM PROFILER INSTANT EXPERT PACE TRENDS ODDS

#	Dr	Form	Horse	Age	Wgt	Trainer	Jockey	OR	RPR	TS	SR	Odds
1		U132-4	CLASSIC KING W2	7	12-0	Miss E Lavelle C1	Rex Dingle D	135	136	132	128	9/1
Angle			Runs	Wins	Places	Win%	Place%	SP P/L	BSP P/L	EW P/L	A/E	IV
W2-4 NH Hcap Uplift			2547	405	873	15.9	34.28	-103.37	352.83	-507.01	0.95	1.45

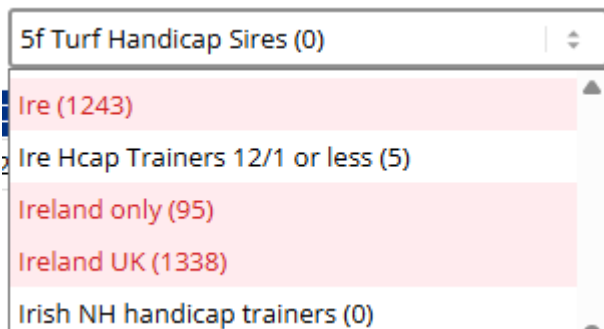
Hovering over the Angle title, reveals the details of the saved angle:

15:35 Coral "Pipped-At-The-Post" Payouts Handicap Hurdle (0-135) (3) 4yo+

Dates	Race	Runner
Date Range: From 2021-12-22 To 2029-12-22	Country: UK Race Code: Hurdle Chase Handicap: Handicap	Gender: Male Age: Min 5 Max 7 Wind Count: Min 2 Max 4
W2-4 NH Hcap Uplift	2547 405	873 15.9

As shown in the reports section of this guide, users can also view a single page digest of their Query Tool Angles horses on the QT Angles report.

IMPORTANT: Since December 2025, saved QT Angles with only one criterion (and a date range) are displayed in red text on a pink background. These angles will NOT be processed for the QT Angles report and inline on the card.



VERY IMPORTANT: Some things can be researched historically, because they are known during or after a race, such as starting price or pace score. However, these **SHOULD NOT** be added to a saved QT Angle, because no qualifiers will show in your QT Angles report/on the racecard.

This is because we cannot speculate as to what the Starting Price or run style (pace score) in the race will be.

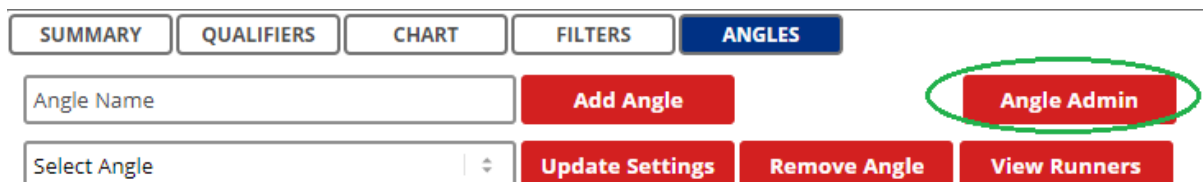
Users wishing to deploy such angles may still do so, by including a comment in the QT Angles title and removing any Pace Score or Odds parameter.

For instance, an Angle for horses priced 6/1 or shorter might have '6/1 or shorter' included in the QT Angle title. A runner which must lead to qualify could have 'if likely to lead' added to the title, and so on.

Although this is imperfect, it is better than the alternative where speculation could be misleading and result in users missing good winners.

QT Angles Admin

For more intensive users of QT Angles, there is now an admin function allowing for multiple/mass deletion of angles. In parallel, a 300 angle per user limit has been imposed: only the 300 most recently updated angles will be processed and qualifiers for which published to the QT Angles report and cards inline.



Clicking the 'Angle Admin' button (see above) brings up a new page:

ANGLE ADMIN

SELECT ALL

<input type="checkbox"/>	Angle Name	Save Date
<input type="checkbox"/>	TTS 2 Perth P Bowen	2020-10-07 15:55:35
<input type="checkbox"/>	TTS 2 Sedg N Mulholland	2020-10-07 16:51:14
<input type="checkbox"/>	TTS 2 Southwell L Morgan	2020-10-07 16:56:29
<input type="checkbox"/>	TTS 2 Taunton N Twiston-Davies	2020-10-07 17:02:24
<input type="checkbox"/>	TTS 2 Uttoxeter J Groucott	2020-10-07 17:08:46
<input type="checkbox"/>	TTS 2 Uttoxeter W Greatrex	2020-10-07 17:04:13
<input type="checkbox"/>	TTS 2 Wetherby Dr R Newland	2020-10-07 17:18:24
<input type="checkbox"/>	TTS 3 Worcester N Twiston-Davies	2020-10-07 17:21:51
<input type="checkbox"/>	TTS 3 Aintree Tizzard	2020-10-07 13:35:02
<input type="checkbox"/>	TTS 3 Carlisle N Richards	2020-10-07 13:55:32
<input type="checkbox"/>	TTS 3 Fakenham L Wadham	2020-10-07 14:44:35
<input type="checkbox"/>	TTS 3 Fontwell AHoneyball	2020-10-07 14:55:47
<input type="checkbox"/>	TTS 3 Fontwell L Hill	2020-10-07 14:57:54
<input type="checkbox"/>	TTS 3 Kempton C Longsdon	2020-10-07 15:23:48
<input type="checkbox"/>	TTS 3 Kempton K Bailey	2020-10-07 15:25:38
<input type="checkbox"/>	TTS 3 Sandown S Edmunds	2020-10-07 15:58:31
<input type="checkbox"/>	TTS 3 Southwell A Hales	2020-10-07 16:57:45
<input type="checkbox"/>	TTS 3 Warwick G L Moore	2020-10-07 17:13:39
<input type="checkbox"/>	Turning Sprints *IF LEADING*	2020-03-31 09:00:30
<input type="checkbox"/>	UK Hcap Trainers 20/1 Max	2019-04-25 09:28:16
<input type="checkbox"/>	Underrated 2yo Sires Of 2018	2019-04-25 09:28:16
<input type="checkbox"/>	Vaughan Hcp Chs Not HC1 Chase	2019-07-18 12:48:43
<input type="checkbox"/>	W1 NH Trainer Mark Up	2020-04-02 16:13:46

DELETE SELECTED

Users may elect to 'Select all' angles or nominate them individually. Once angles to be deleted have been chosen, clicking the 'Delete Selected' button will remove those angles from a user's account.

WARNING: This action is permanent, and angles cannot be recovered. (A double confirmation step is included in case of accidents, but once confirmed, that action is final).

A Further QT Point to Note

When grouping by, for instance, trainer or jockey, **users need to add those trainers/jockeys they are interested in to the query and re-generate the report/save the angle.** In the below example, I clicked on the '+' to the left of K Condon, D Hogan and M Mulvany to add them to the query. When I click 'Generate Report' again, the remainder of the trainers will disappear from the display (as they were not selected).

I can now save this angle which will display each time any of those three trainers has a runner at Bellewstown, the selected track on the left hand side.

Group	Runs	Wins	Places	Win %	EW %	WIN PL	EW PL	A/E	IV	ROI	A/E	IV
- K Condon	27	8	13	29.63	48.15	38.83	49.79	143.81	2.16	3.15		
- D Hogan	51	9	20	17.65	39.22	23.38	29.72	45.84	1.61	2.34		
- M Mulvany	50	8	13	16	26	16.75	5.12	33.5	1.43	1.75		
+ S Mahon	75	7	16	9.33	21.33	-19	-29.64	-25.33	1.4	1.15		
+ A Martin	60	15	27	25	45	5.45	0.36	9.08	1.28	3.09		
+ G Lyons	73	19	37	26.03	50.68	4.77	-3.69	6.53	1.25	2.75		

Query Tool Summary

There are many ways to glean a lower level of information, and to research micro-systems and angles – or simply to get a quick answer to “how does x perform under y conditions?” type questions using Query Tool.

Final Words

All of the team at geegeez.co.uk are committed to providing our users who are, like you, horse racing bettors every single one of them, with the best form analysis platform in Britain and Ireland.

We believe we've already delivered the best racecards for UK and Irish racing, and we continue to invest heavily in the development of additional form tools.

We're not interested in the "professionals only" nature of some tools (and their users), which strive to make form study a dark (and dull) art.

Instead, we believe that good information can be presented in an easy to understand format with genuine accessibility to almost anyone who can point and click their way around the internet.

Our tools are designed *for* users *by* users; *for* punters *by* punters; and *for* profit *by* way of fun.

Those are some bold statements, for sure, but I hope the content and features showcased in this guide have whetted your appetite for your own improved betting journey.

Good luck and, if you need help with anything at all, just [drop us a line](#).

Best Regards,



Matt Bisogno

on behalf of all of the team at geegeez.co.uk

p.s. if you're not sure where to start, start here!

<http://www.geegeez.co.uk/welcome-read-this-first/>

Don't have access to the most cutting-edge form tools in UK today? [Claim your trial here](#)